



**PARTS MANUAL
FOR
WIPLINE MODEL 10000 AMBIBIAN FLOATS
ON THE
AT-802A AND AT-802 FIRE BOSS CONVERSION**

Revision H



THIS PAGE INTENTIONALLY LEFT BLANK

LOG OF REVISIONS

Revision	Pages Affected	Description	Date
A	ALL	INITIAL RELEASE	3/9/07
B		New figure 7 per kicker strut upgrade, Item 9, 11, & 14	9/27/07
C		Nose gear retraction and Main gear retraction have been revised to reflect O-rings being replaced by T-seals.	4/1/08
D		Item 2, handle changed part number.	5/10/08
E		Updated part numbers and drawings as needed. Returned info. regarding O-rings on retraction and oleo figures. Hydraulic schematic updated. Revised various parts on pages throughout. Added customer service & warranty pages. Updated TOC & pg numbers.	9/15/09
F		Updated hardware, added list of effective pages, corrected clerical errors in part numbers and quantities, replaced figure 22a and BOM, updated figure 19, added rear panel figures and BOM, added nose bumper spacer to hull assembly, removed max. operating altitude placard (Canada) 7A3-4403, updated maneuvering speed placards.	3/1/15
G		Removed warranty page, removed placards	3/31/16
H	ALL	Complete document revision. Updated parts with new laser cut fast-build part numbers. Updated new drawings with new bill of material part numbers.	8/23/2019

THIS PAGE INTENTIONALLY LEFT BLANK

CONTENTS

FLOAT PART SALES DEPARTMENT OPERATIONS	6
INTRODUCTION	7
SECTION 1 BULKHEAD ASSEMBLIES	9
SECTION 2 FLOAT STRUCTURE	35
SECTION 3 LANDING GEAR AND HYDRAULICS	59
SECTION 4 ELECTRICAL	97
SECTION 5 SCOOP SYSTEM.....	117
SECTION 6 FOAM SYSTEM	135
SECTION 7 CABLING.....	139
SECTION 8 PUMPER TUBE INSTALLATION	153

FLOAT PART SALES DEPARTMENT OPERATIONS

Parts Sales:

Wipaire, Inc.

1700 Henry Avenue – Fleming Field

South St. Paul, MN 55075

Telephone: (651) 306-0459

Fax: (651)-306-0666

Website: www.wipaire.com

Email: customerservice@wipaire.com

Note: Any information not found in this manual for strut package parts and other installation items refer to the installation drawing package provided with the STC at the time of float installation. Additional drawing copies are available for purchase through the Wipaire Customer Service Department.

Parts Ordering

Purchase orders should include:

1. Purchase order number
2. Name of person placing order
3. Invoicing information:
 - a. Customer name - company or individual
 - b. Address
 - c. Phone and fax number
4. Shipping information:
 - a. Address (if different from invoice address)
 - b. Method of shipment/preferred carrier
5. Aircraft model, float model, and serial numbers
6. Wipaire part number; name; type, e.g. left or right; quantity
7. Payment method: VISA, MasterCard, C.O.D. (Collect on Delivery) (U.S. customers only), pre-payment by check or wire transfer, open account (see Credit Policy)

INTRODUCTION

All references in this manual to LEFT and RIGHT are from the perspective of the pilot's seat with the floats fully installed and ready for floatplane operation.

The following is a list of abbreviations that may appear in the description nomenclature fields of this manual:

AB	Afterbody	Inbd.	Inboard
Amphib.	Amphibious	Lg.	Large
AR	As Required	Lt.	Left
Assy.	Assembly	Lwr.	Lower
Brkt.	Bracket	Opt.	Optional
Btm.	Bottom	Otbd.	Outboard
Bulk.	Bulkhead	Reinf.	Reinforcement
Ctr.	Center	Rr.	Rear
Cyl.	Cylinder	Rt.	Right
Ft.	Front	Sm.	Small
Ftg.	Fitting	SN	Serial Number
Fus.	Fuselage	Spr.	Spreader
Fwd	Forward	Upr.	Upper
Horiz.	Horizontal	Vert.	Vertical
Hyd.	Hydraulic	W.W.	Wheel Well

USING THIS PARTS MANUAL

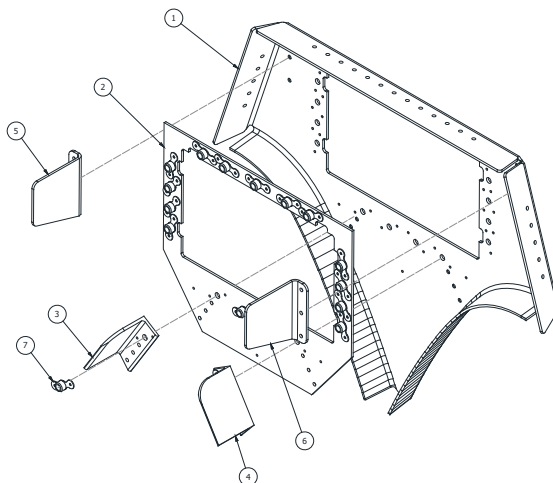
COVERAGE

This parts manual shows components below the top deck, struts and other components above the top deck, the hydraulic handle in the aircraft, and the hydraulic pumps located in the aircraft.

Name of main part in the section. Example: This part is showing the components made up in Bulkhead #1.

BULKHEAD #1

Main part image. If the image has numbers associated with it, then those numbers are item numbers shown in the table below.




Items with a (-) instead of a number represent the main part as an assembly. Other parts represent the parts included in the assembly.

ITEM	QTY	PART NO.	PART DESCRIPTION
-	1	1008815	ASSEMBLY BULKHEAD #1, 10000
1	1	1008797	PANEL, BULKHEAD #1
2	1	13A01156-085	DOUBLER #1 BULKHEAD
3	1	13A01357-049	CLEAT, SISTER KEEL ATTACH #1 BULKHEAD
4	1	13A01357-050	CLEAT, SISTER KEEL ATTACH #1 BULKHEAD
5	1	6A01156-054	ANGLE - TOP RAIL
6	1	6A01156-055	ANGLE - TOP RAIL
7	17	MS21047L4	NUT PLATE, SELF LOCKING

To order an individual part, order the part number associated with item number.

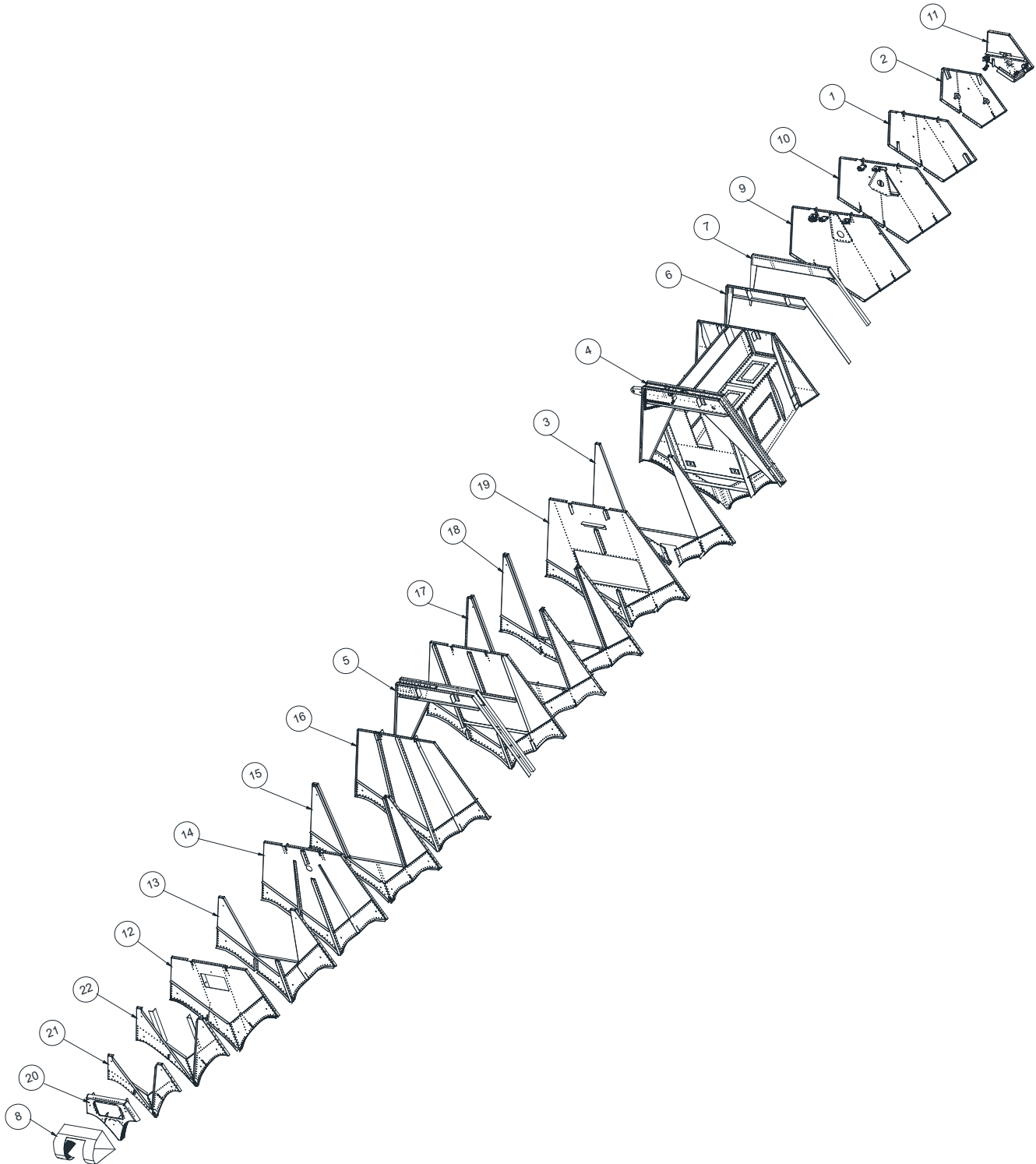
SECTION 1 BULKHEAD ASSEMBLIES



CONTENTS

HULL ASSEMBLY - BULKHEADS LEFT AND RIGHT FLOATS	10
10000A FAST BUILD BULKHEAD PART CONVERSIONS	12
BULKHEAD #1.....	13
BULKHEAD #2.....	14
BULKHEAD #3.....	15
BULKHEAD #4.....	16
BULKHEAD #5.....	17
BULKHEAD #6.....	18
BULKHEAD #7.....	19
BULKHEAD #8.....	20
BULKHEAD #9.....	21
BULKHEAD #10.....	22
BULKHEAD #12.....	23
BULKHEAD #14.....	24
BULKHEAD #15.....	25
HULL WHEEL WELL AREA LEFT AND RIGHT FLOATS	26
BULKHEAD #18 RIGHT FLOAT	28
BULKHEAD #18 LEFT FLOAT	29
BULKHEAD #19 RIGHT FLOAT	30
BULKHEAD #19 LEFT FLOAT	31
BULKHEAD #20.....	32
BULKHEAD #21.....	33
BULKHEAD #22.....	34

HULL ASSEMBLY - BULKHEADS LEFT AND RIGHT FLOATS



PARTS MANUAL
 10000 AMPHIBIAN FLOATS ON AT-802 AND AT-802A - FIRE BOSS CONVERSION

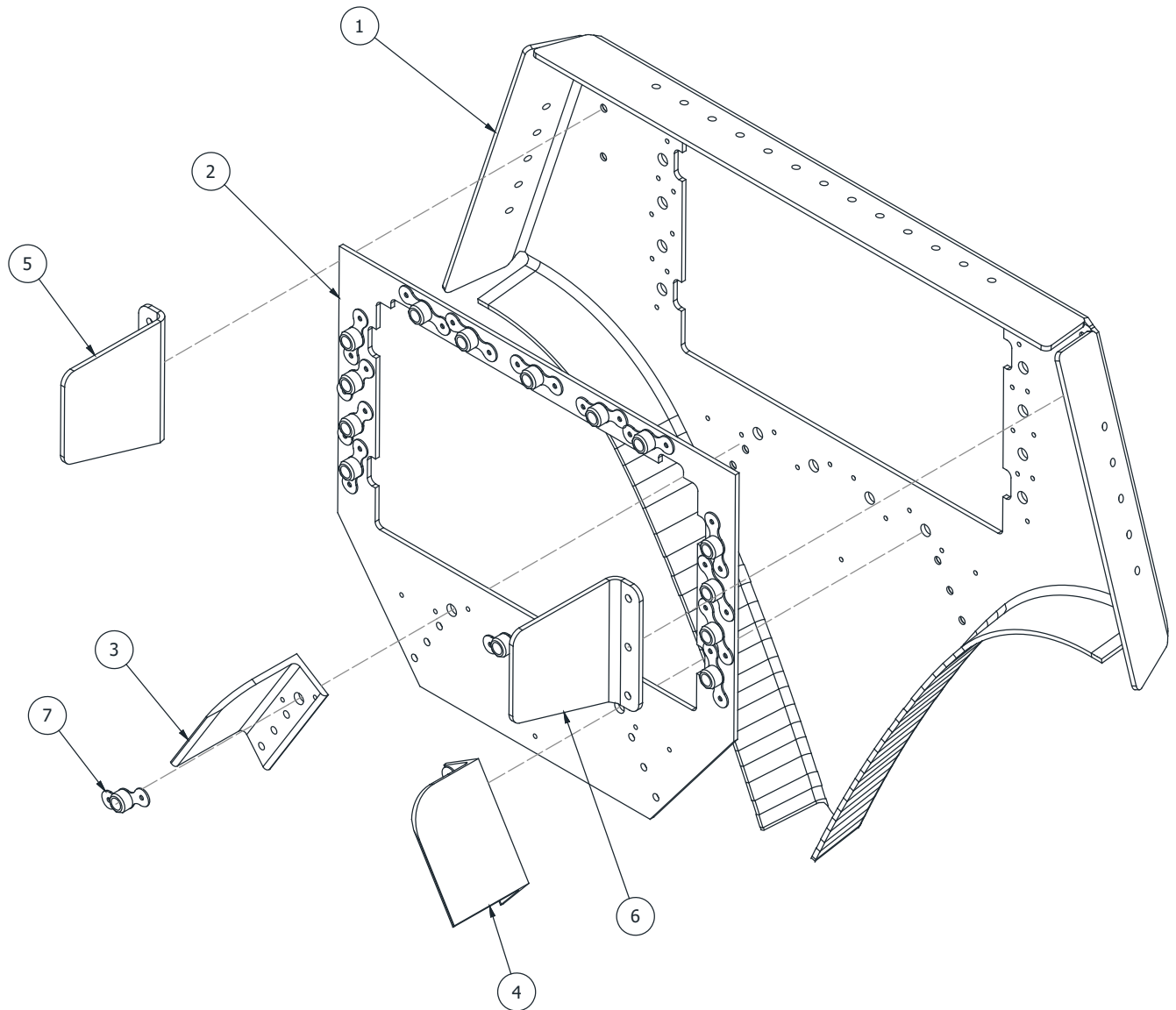
ITEM	QTY	PART NO.	PART DESCRIPTION
1	1	10A01000-411	ASSEMBLY BULKHEAD #20, 10000
2	1	10A01000-412	ASSEMBLY BULKHEAD #21, 10000
3	1	10A01000-431	ASSEMBLY, #15 BULKHEAD
4 LT.	1	10A01000-443	ASSEMBLY, WHEEL WELL LEFT FLOAT, 10000
4 RT.	1	10A01000-442	ASSEMBLY, WHEEL WELL RIGHT FLOAT, 10000
5	1	10A01000-445	ASSEMBLY, FWD, SUPER PANEL
6	1	10A01000-446	SUPPORT ASSEMBLY - STRUT DRAG BRACE
7	1	10A01000-447	SUPPORT ASSEMBLY - STRUT DRAG BRACE
8	1	13A01733-001	NOSE BUMPER
9 LT.	1	1001071	ASSEMBLY, BULKHEAD #18, LEFT FLOAT, 10000
9 RT.	1	1001072	ASSEMBLY, BULKHEAD #18, RIGHT FLOAT, 10000
10 LT.	1	1001453	ASSEMBLY, BULKHEAD #19, LEFT FLOAT, 10000
10 RT.	1	1001454	ASSEMBLY, BULKHEAD #19, RIGHT FLOAT, 10000
11	1	1002681	ASSEMBLY BULKHEAD #22, 10000
12	1	1007902	ASSEMBLY BULKHEAD #4, 10000
13	1	1007920	ASSEMBLY BULKHEAD #5, 10000
14	1	1007921	ASSEMBLY BULKHEAD #6, 10000
15	1	1007922	ASSEMBLY BULKHEAD #7, 10000
16	1	1007923	ASSEMBLY BULKHEAD #8, 10000
17	1	1007925	ASSEMBLY BULKHEAD #10, 10000
18	1	1007926	ASSEMBLY BULKHEAD #12 & #13, 10000
19	1	1007927	ASSEMBLY BULKHEAD #14, 10000
20	1	1008815	ASSEMBLY BULKHEAD #1, 10000
21	1	1008816	ASSEMBLY BULKHEAD #2, 10000
22	1	1008819	ASSEMBLY BULKHEAD #3, 10000

For float serial numbers 10165A & 10166A and prior, see 10000 Fast Build Bulkhead Part Conversions on next page.

**10000A FAST BUILD BULKHEAD PART CONVERSIONS
FLOAT SERIAL NUMBERS 10165A & 10166A AND PRIOR**

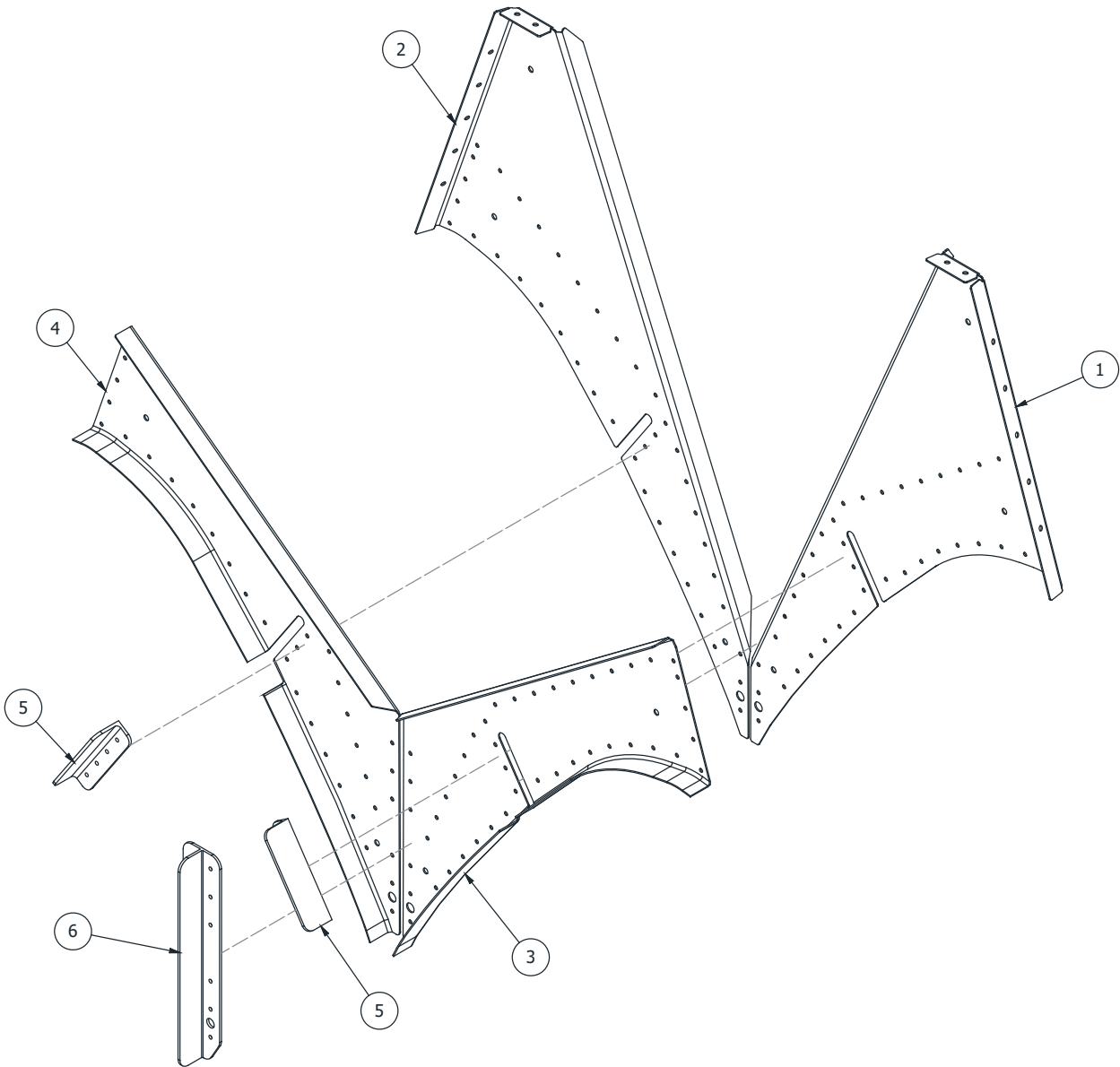
DESCRIPTION	CURRENT P/N	OLD P/N
ASSEMBLY BULKHEAD #1	1008815	13A01000-185
ASSEMBLY BULKHEAD #2	1008816	13A01000-186
ASSEMBLY BULKHEAD #3	1008819	13A01000-187
ASSEMBLY BULKHEAD #4	1007902	13A01000-188
ASSEMBLY BULKHEAD #5	1007920	13A01000-189
ASSEMBLY BULKHEAD #6	1007921	10A01000-422
ASSEMBLY BULKHEAD #7	1007922	13A01000-191
ASSEMBLY BULKHEAD #8	1007923	10A01000-417
ASSEMBLY BULKHEAD #9	1007924	10A01000-418
ASSEMBLY BULKHEAD #10	1007925	13A01000-194
ASSEMBLY BULKHEAD #12 & #13	1007926	13A01000-196
ASSEMBLY BULKHEAD #14	1007927	13A01000-197
ASSEMBLY BULKHEAD #15 (NO CHANGE)	10A01000-431	10A01000-431
ASSEMBLY BULKHEAD #16 LT.	N/A	10A01000-433
ASSEMBLY BULKHEAD #16 RT.	N/A	10A01000-432
ASSEMBLY #17 HORIZONTAL	10A01000-435	13A01000-200
ASSEMBLY BULKHEAD #18 RT. (NO CHANGE)	1001072	1001072
ASSEMBLY BULKHEAD #18 LT. (NO CHANGE)	1001071	1001071
ASSEMBLY BULKHEAD #19 RT. (NO CHANGE)	1001454	1001454
ASSEMBLY BULKHEAD #19 LT. (NO CHANGE)	1001453	1001453
ASSEMBLY BULKHEAD #20 (NO CHANGE)	10A01000-411	10A01000-411
ASSEMBLY BULKHEAD #21 (NO CHANGE)	10A01000-412	10A01000-412
ASSEMBLY BULKHEAD #22 (NO CHANGE)	1002681	1002681

BULKHEAD #1



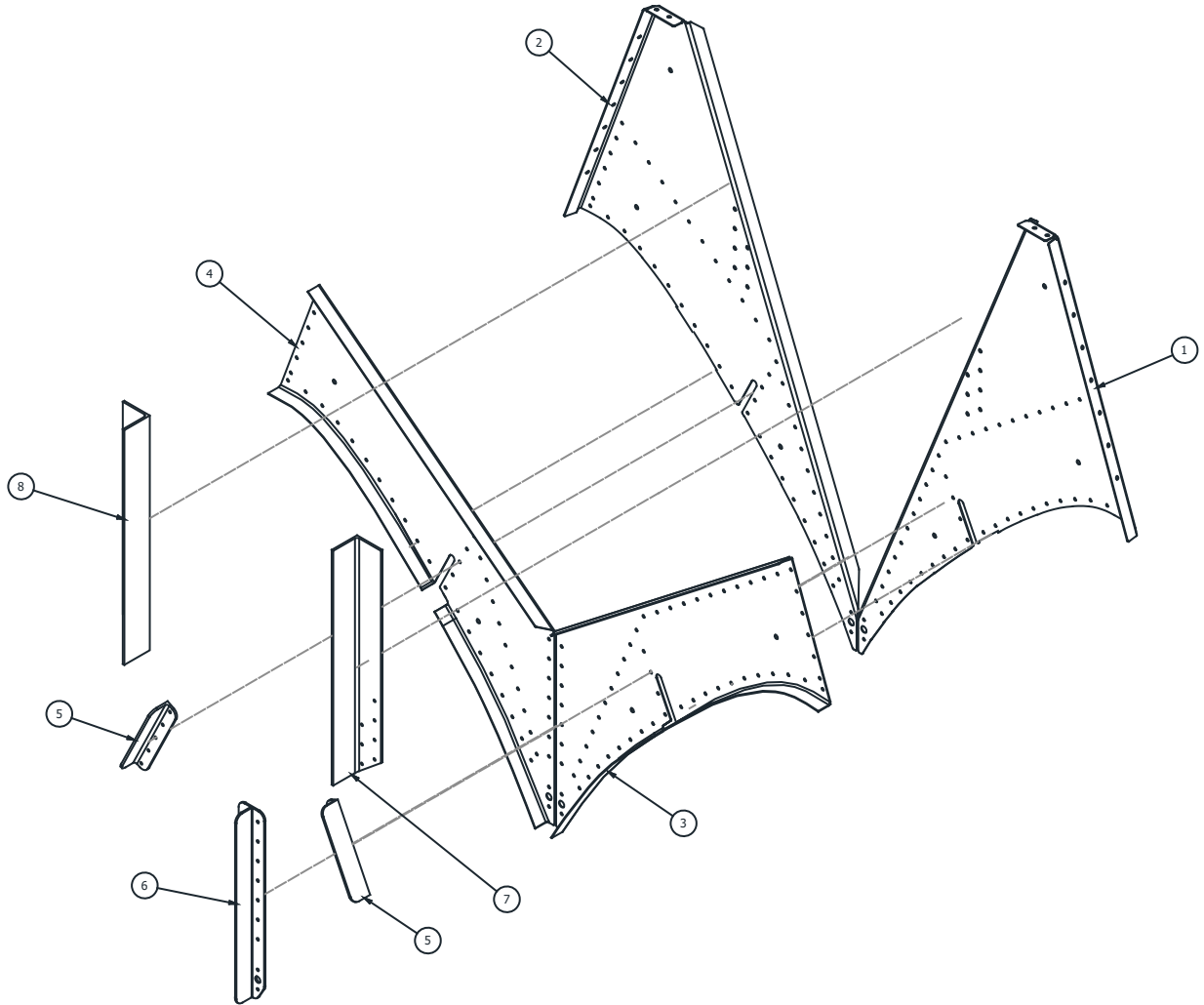
ITEM	QTY	PART NO.	PART DESCRIPTION
-	1	1008815	ASSEMBLY BULKHEAD #1, 10000
1	1	1008797	PANEL, BULKHEAD #1
2	1	13A01156-085	DOUBLER #1 BULKHEAD
3	1	13A01357-049	CLEAT, SISTER KEEL ATTACH #1 BULKHEAD
4	1	13A01357-050	CLEAT, SISTER KEEL ATTACH #1 BULKHEAD
5	1	6A01156-054	ANGLE - TOP RAIL
6	1	6A01156-055	ANGLE - TOP RAIL
7	17	MS21047L4	NUT PLATE, SELF LOCKING

BULKHEAD #2



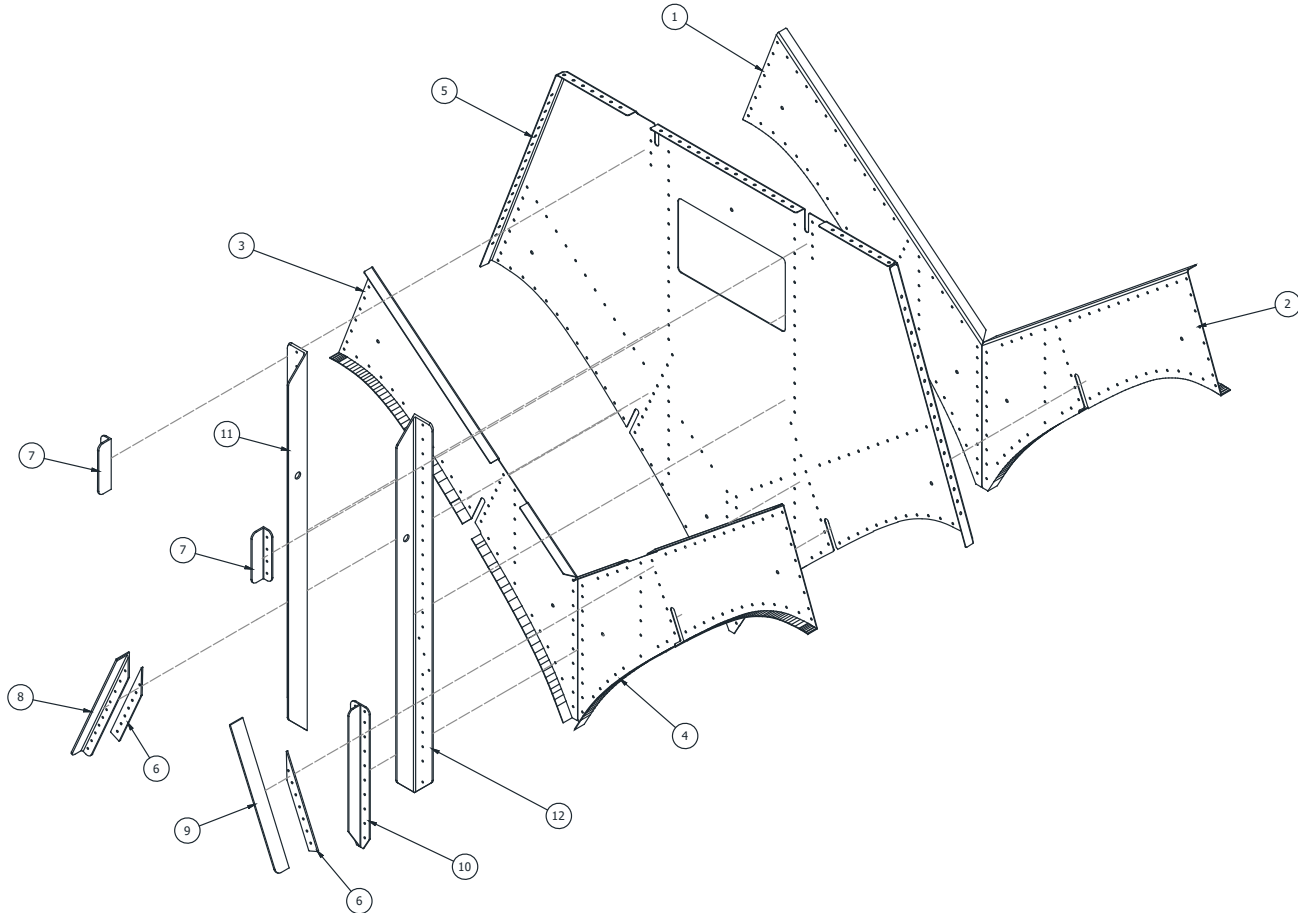
ITEM	QTY	PART NO.	PART DESCRIPTION
-	1	1008816	ASSEMBLY BULKHEAD #2, 10000
1	1	1008813	PANEL, SIDE, RH, BULKHEAD 2
2	1	1008814	PANEL, SIDE, LH, BULKHEAD 2
3	1	13A01150-002	FLUTE, BULKHEAD, #2, RT
4	1	13A01150-003	FLUTE, BULKHEAD, #2, LT
5	2	13A01359-127	ANGLE, BULKHEAD #2, SISTER KEEL ATTACH
6	1	13A01381-002	STIFFENER, BULKHEAD #2, CENTER

BULKHEAD #3



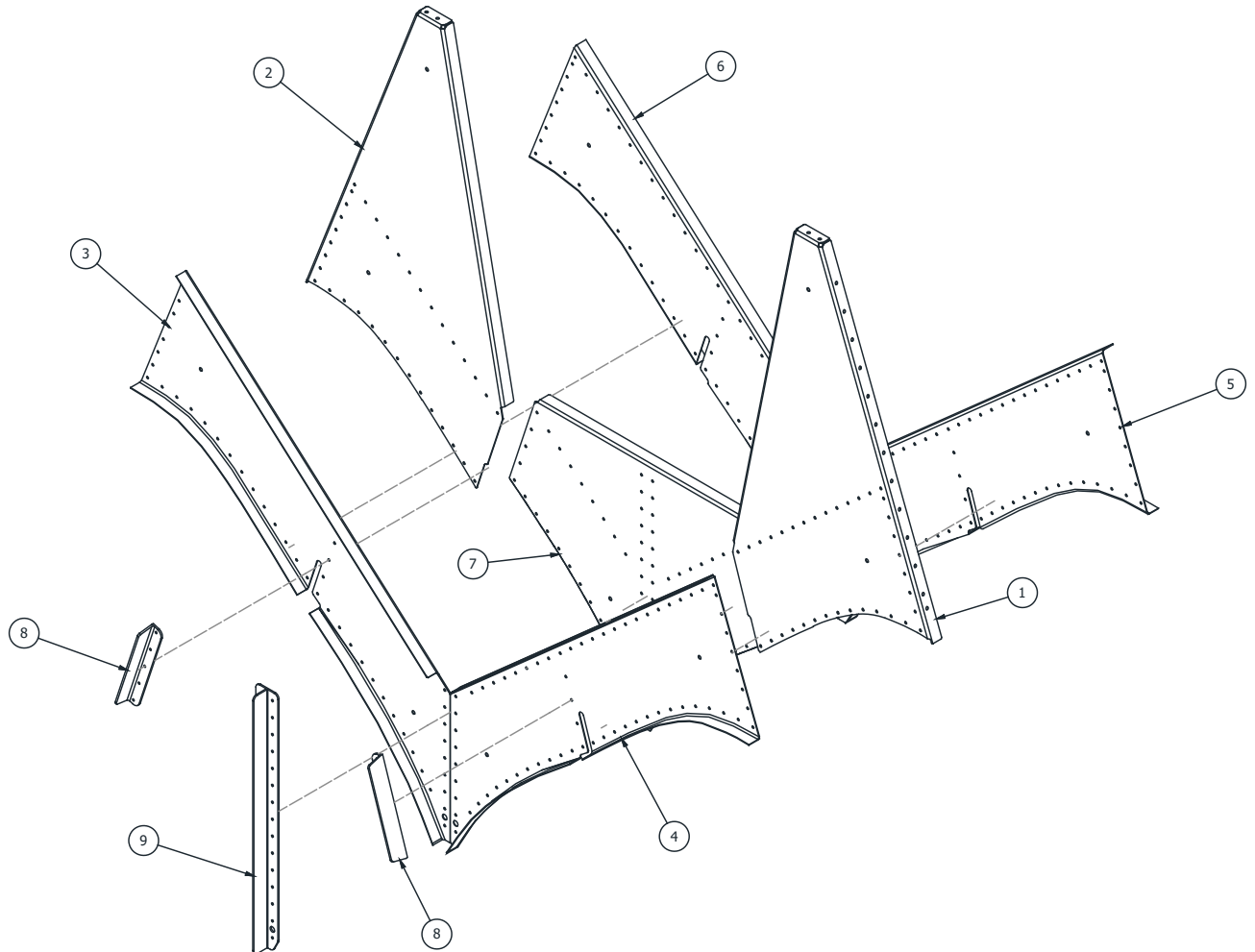
ITEM	QTY	PART NO.	PART DESCRIPTION
-	1	1008819	ASSEMBLY BULKHEAD #3, 10000
1	1	1008817	PANEL, SIDE, RH, BULKHEAD 3
2	1	1008818	PANEL, SIDE, LH, BULKHEAD 3
3	1	13A01150-004	FLUTE, BULKHEAD #3, RT
4	1	13A01150-005	FLUTE, BULKHEAD #3, LT
5	2	13A01359-128	ANGLE, BULKHEAD #3, SISTER KEEL ATTACH
6	1	13A01381-003	T ANGLE, BULKHEAD #3, LT
7	1	13A01382-004	ANGLE, BULKHEAD #3, VERTICLE STIFFENER RT.
8	1	13A01382-005	ANGLE, BULKHEAD #3, VERTICLE STIFFENER LT.

BULKHEAD #4



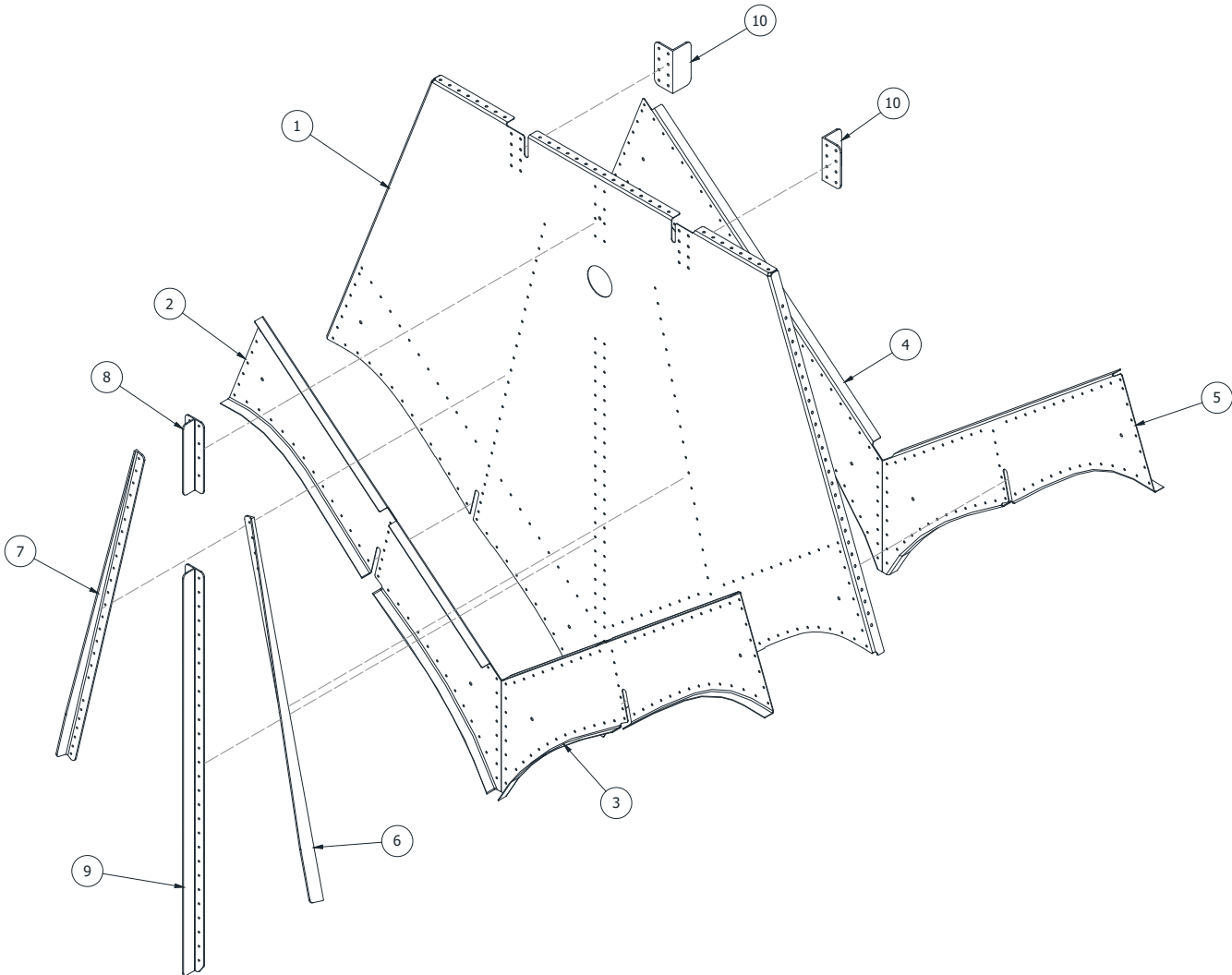
ITEM	QTY	PART NO.	PART DESCRIPTION
-	1	1007902	ASSEMBLY BULKHEAD #4, 10000
1	1	1001305	FLUTE, BULKHEAD #4, FWD LT
2	1	1001306	FLUTE, BULKHEAD #4, FWD RT
3	1	1001308	FLUTE, BULKHEAD #4, AFT LT
4	1	1001309	FLUTE, BULKHEAD #4, AFT RT
5	1	1007901	PANEL, BULKHEAD 4
6	2	13A01157-005	SPACER, BULKHEAD
7	2	13A01359-124	ANGLE, TOP RAIL ATTACH
8	1	13A01359-125	ANGLE, BULKHEAD #4, SISTER KEEL ATTACH, LT
9	1	13A01359-126	ANGLE, BULKHEAD #4, SISTER KEEL ATTACH, RT
10	1	13A01381-001	T ANGLE, BULKHEAD #4, KEEL ATTACH
11	1	13A01382-001	ANGLE, BULKHEAD #4, NOSE BOX COVER ATTACH, LT
12	1	13A01382-002	ANGLE, BULKHEAD #4, NOSE BOX COVER ATTACH, RT

BULKHEAD #5



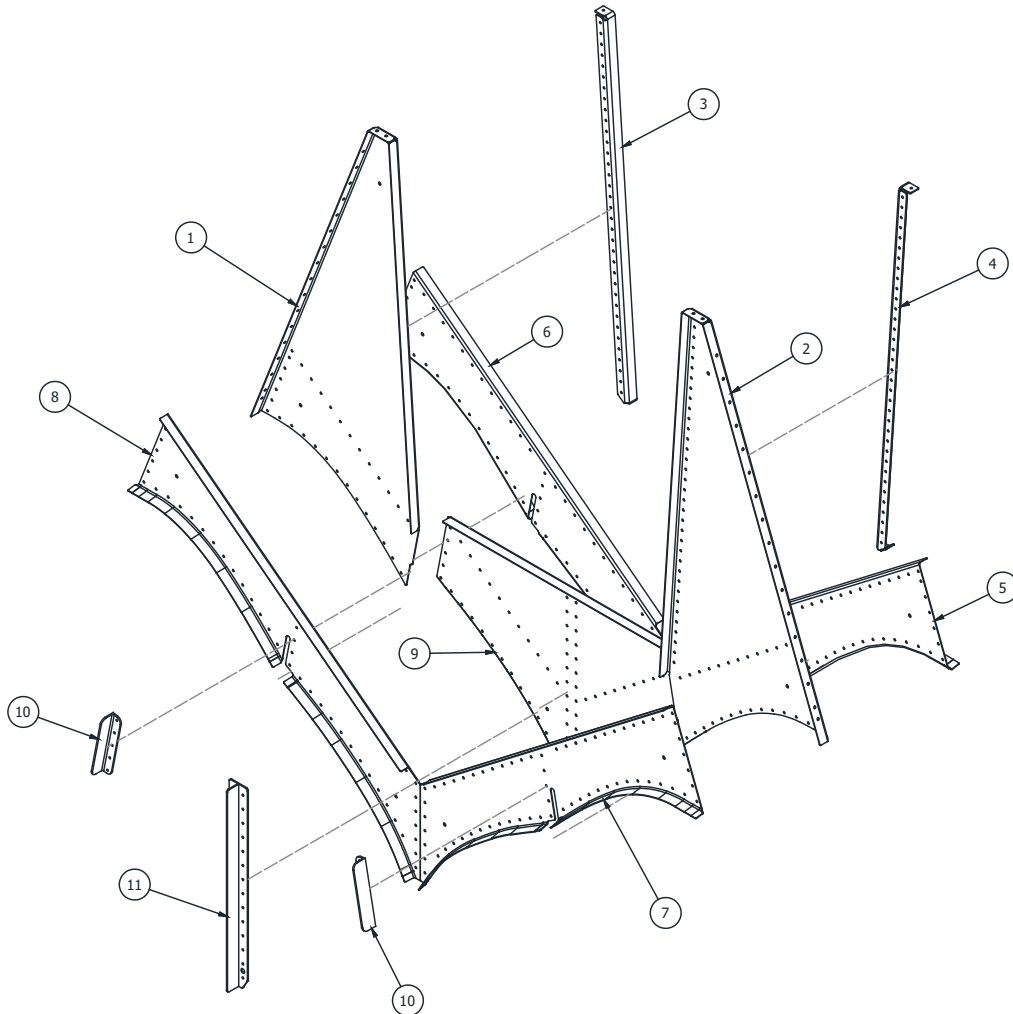
ITEM	QTY	PART NO.	PART DESCRIPTION
-	1	1007920	ASSEMBLY BULKHEAD #5, 10000
1	1	1007903	PANEL, SIDE, LH, BULKHEAD 5
2	1	1007904	PANEL, SIDE, RH, BULKHEAD 5
3	1	13A01150-010	FLUTE, BULKHEAD 5, FWD, RIGHT
4	1	13A01150-011	FLUTE, BULKHEAD 5, FWD, LEFT
5	1	13A01150-012	FLUTE, BULKHEAD 5, AFT, RIGHT
6	1	13A01150-013	FLUTE, BULKHEAD 5, AFT, LEFT
7	1	13A01150-051	MAIN PANEL, BULKHEAD #5
8	1	13A01359-129	ANGLE, BH #5, SISTER KEEL ATTACH
9	1	13A01381-004	STIFFENER, BH #5, CENTER

BULKHEAD #6



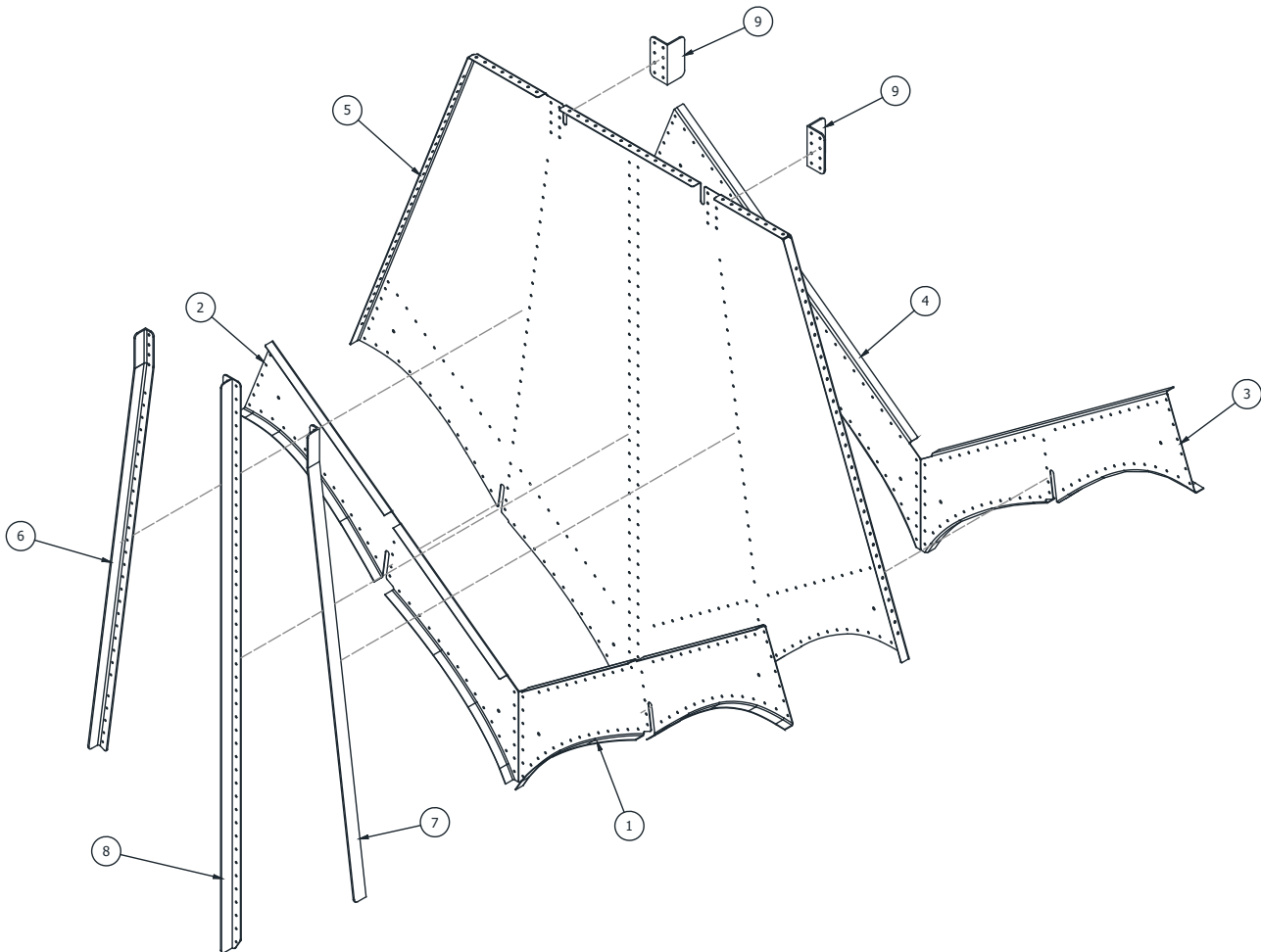
ITEM	QTY	PART NO.	PART DESCRIPTION
-	1	1007921	ASSEMBLY BULKHEAD #6, 10000
1	1	1007905	PANEL, BULKHEAD 6
2	1	13A01150-014	FLUTE, BULKHEAD #6, FWD RT
3	1	13A01150-015	FLUTE, BULKHEAD #6, FWD LT
4	1	13A01150-016	FLUTE, BULKHEAD #6, AFT RT
5	1	13A01150-017	FLUTE, BULKHEAD #6, AFT LT
6	1	13A01359-164	ANGLE, BULKHEAD #6, SISTER KEEL, LT
7	1	13A01359-165	ANGLE, BULKHEAD #6, SISTER KEEL, RT
8	1	13A01381-013	STIFFENER, BULKHEAD #6, CENTER, UPR
9	1	13A01381-014	STIFFENER, BULKHEAD #6, CENTER, LWR
10	2	13A01382-003	CLEAT, TOP DECK RAIL

BULKHEAD #7



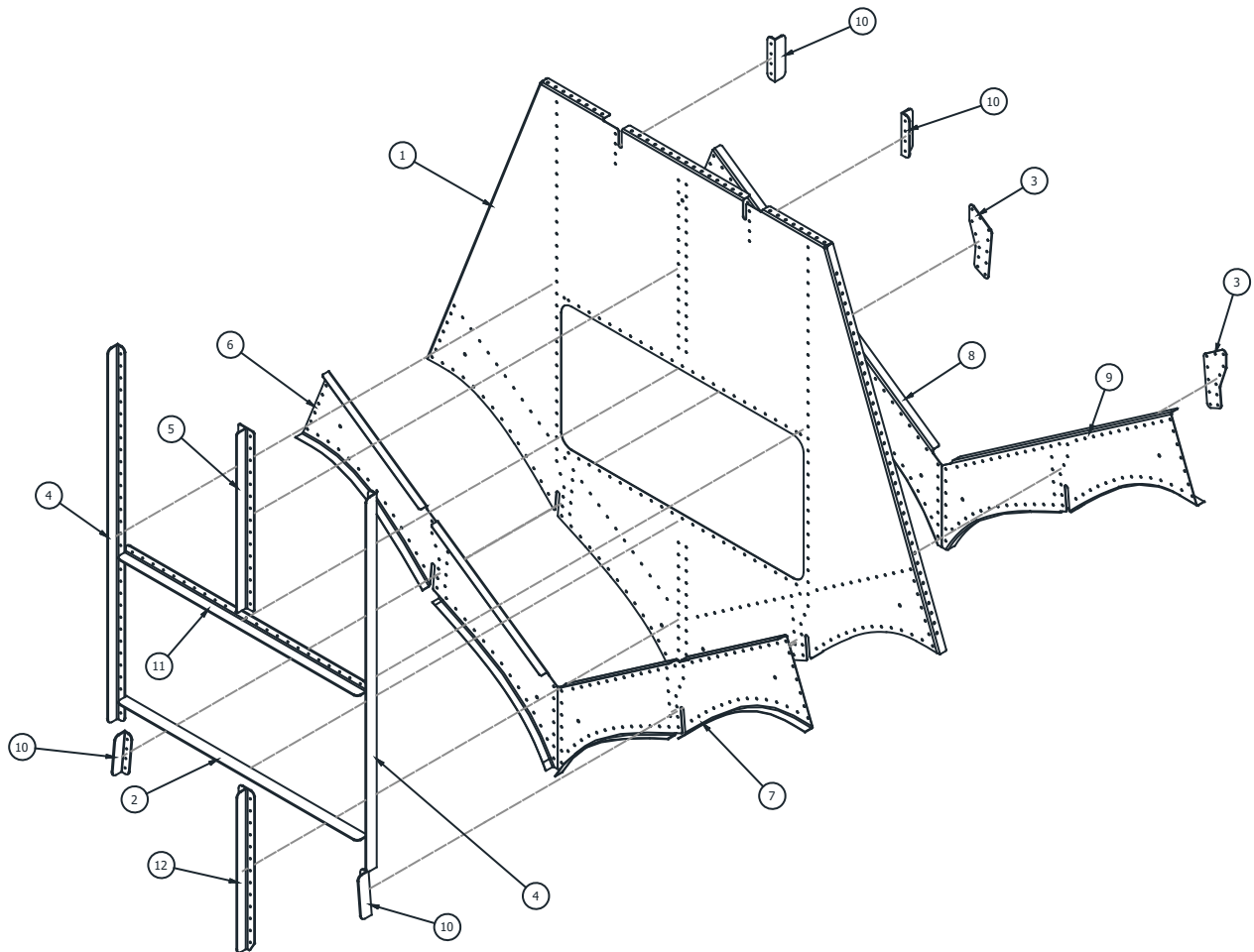
ITEM	QTY	PART NO.	PART DESCRIPTION
-	1	1007922	ASSEMBLY BULKHEAD #7, 10000
1	1	1007907	PANEL, SIDE, LH, BULKHEAD 7
2	1	1007908	PANEL, SIDE, RH, BULKHEAD 7
3	1	1009157	STIFFENER, PANEL, LH, BH 7, 10000
4	1	1009158	STIFFENER, PANEL, RH, BH 7, 10000
5	1	13A01150-018	FLUTE, BH #7, FWD RT
6	1	13A01150-019	FLUTE, BH #7, FWD LT
7	1	13A01150-020	FLUTE, BH #7, AFT RT
8	1	13A01150-021	FLUTE, BH #7, AFT LT
9	1	13A01150-055	MAIN PANEL, BH #7
10	2	13A01359-130	ANGLE, BH #7, SISTER KEEL ATTACH
11	1	13A01381-008	STIFFENER, CENTER, BH #7, 10, 12, 13, & 15

BULKHEAD #8



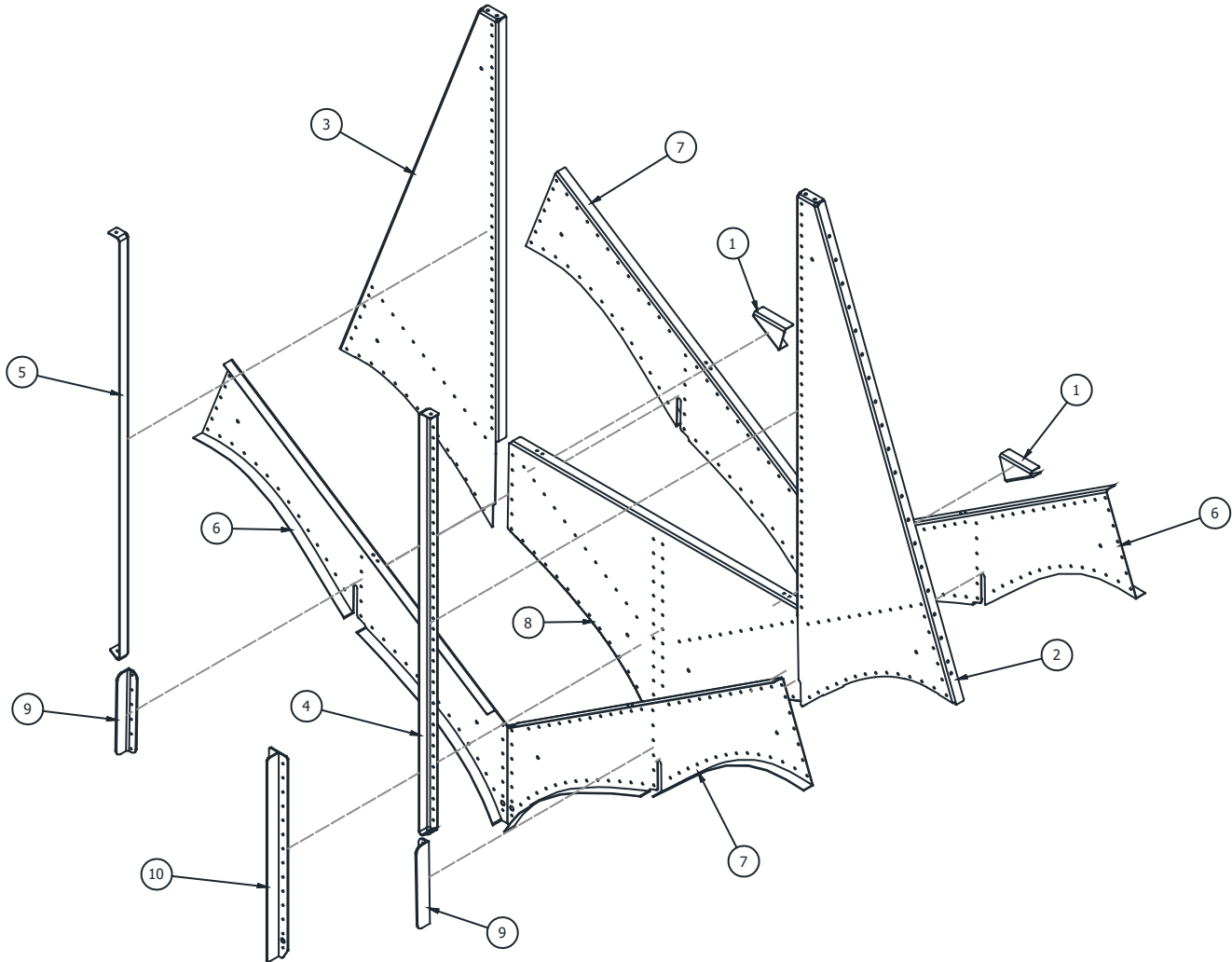
ITEM	QTY	PART NO.	PART DESCRIPTION
-	1	1007923	ASSEMBLY BULKHEAD #8, 10000
1	1	1001346	FLUTE, BH #8, FWD LH
2	1	1001347	FLUTE, BH #8, FWD RH
3	1	1001349	FLUTE, BH #8, AFT LH
4	1	1001350	FLUTE, BH #8, AFT RH
5	1	1007906	PANEL, BULKHEAD 8
6	1	10A01359-241	ANGLE, BH #8, SISTER KEEL, RH
7	1	10A01359-242	ANGLE, BH #8, SISTER KEEL, LH
8	1	10A01381-017	ANGLE, BH #8, CENTER
9	2	13A01382-003	CLEAT, TOP DECK RAIL

BULKHEAD #9



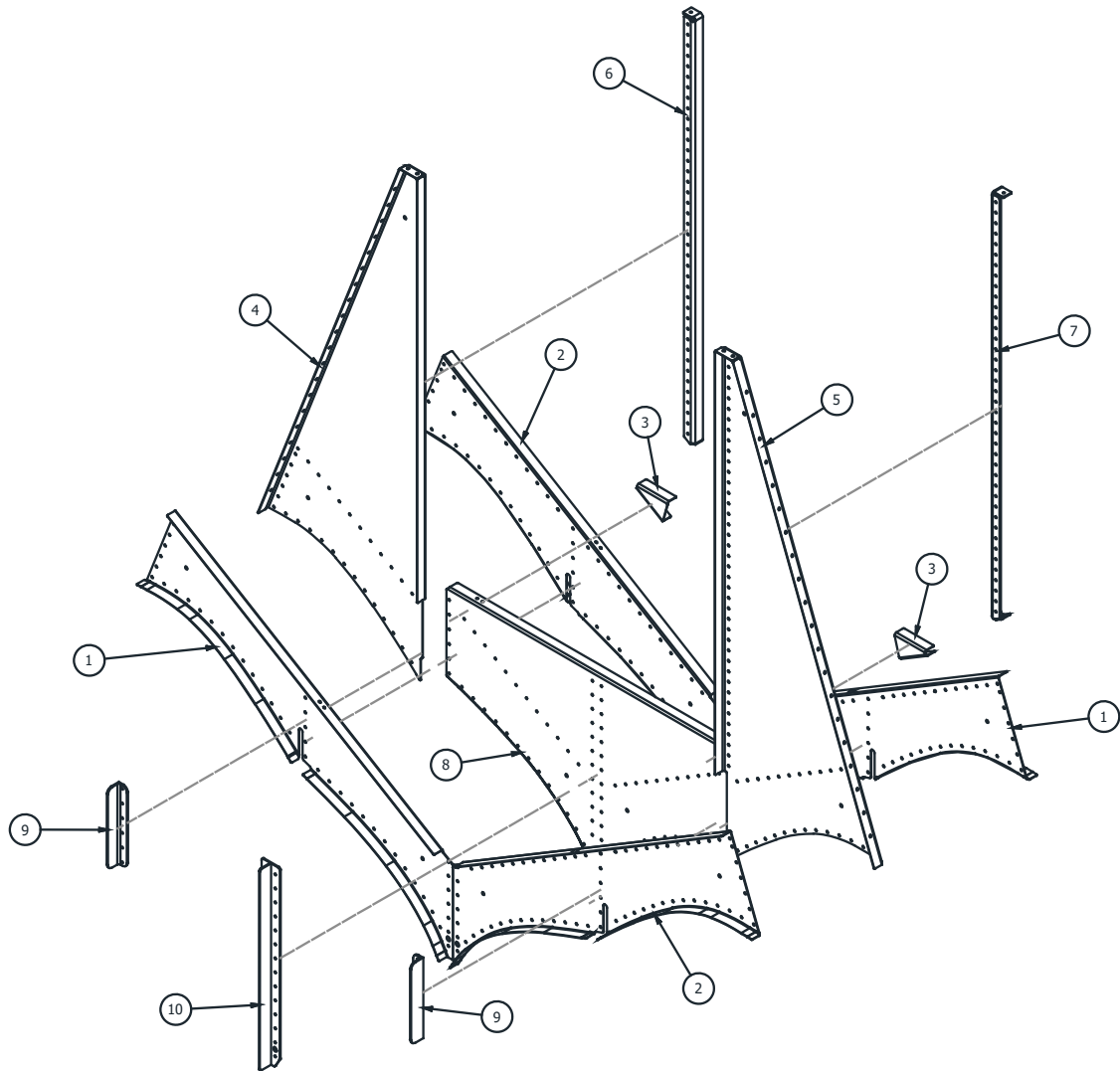
ITEM	QTY	PART NO.	PART DESCRIPTION
-	1	1007924	ASSEMBLY BULKHEAD #9, 10000
1	1	1007909	PANEL, BULKHEAD 9
2	1	1007955	ANGLE, COVER REINFORCEMENT, BULKHEAD 9, 14
3	2	10A01163-104	DOUBLER, BH #9
4	2	10A01359-240	ANGLE, BH #9, SIDE STIFFENER
5	1	10A1381-016	STIFFENER, BULKHEAD #9, TOP
6	1	13A01150-026	FLUTE, BULKHEAD 9
7	1	13A01150-027	FLUTE, BULKHEAD 9
8	1	13A01150-028	FLUTE, BULKHEAD 9
9	1	13A01150-029	FLUTE, BULKHEAD 9
10	4	13A01359-124	ANGLE, TOP RAIL ATTACH
11	1	13A01359-134	ANGLE, COVER REINFORCEMENT, BULKHEAD 14
12	1	13A01381-011	STIFFENER, CENTER, BOTTOM, BH 9 & 14
13	1	10A01000-448	CLOSEOUT COVER (NOT SHOWN)

BULKHEAD #10



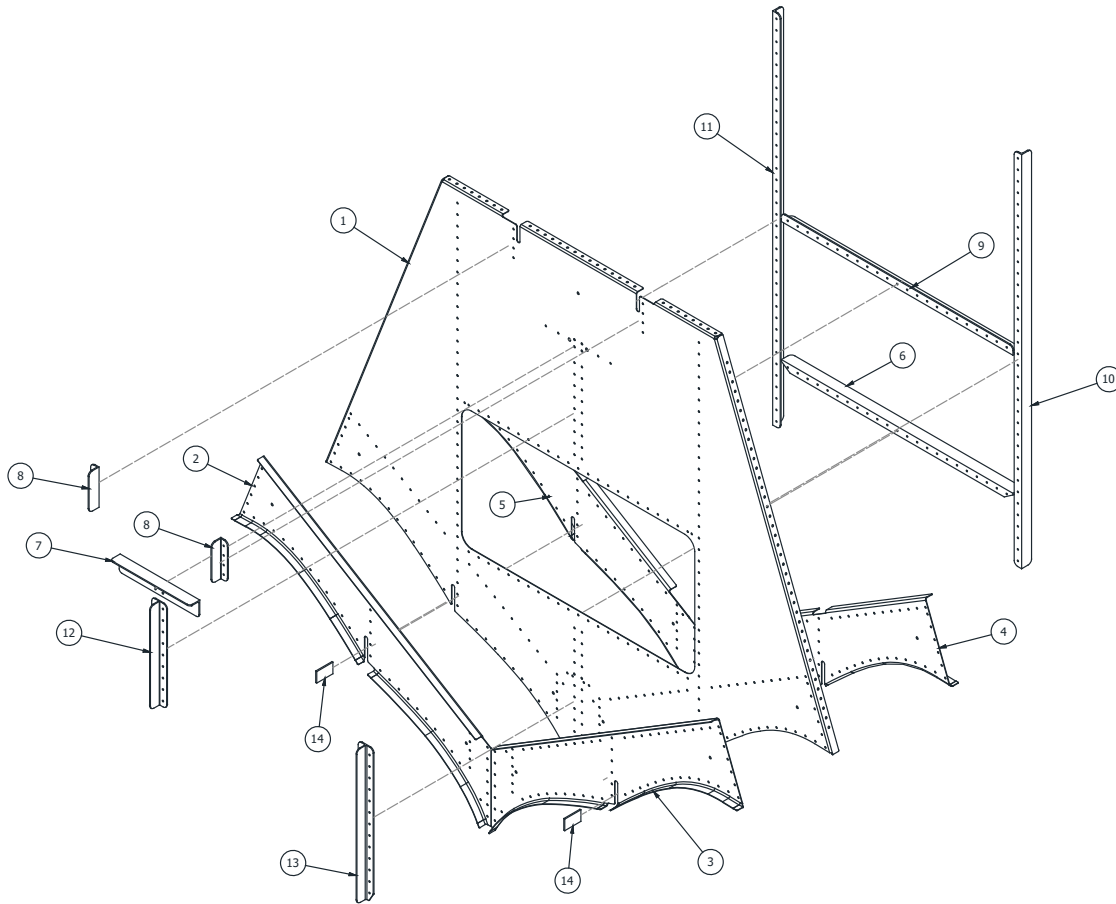
ITEM	QTY	PART NO.	PART DESCRIPTION
-	1	1007925	ASSEMBLY BULKHEAD #10, 10000
1	2	1003478	GUSSET, BAGGAGE FLOOR, BH10
2	1	1007911	PANEL, SIDE, LH, BULKHEAD 10
3	1	1007912	PANEL, SIDE, RH, BULKHEAD 10
4	1	1009685	STIFFENER, PANEL, LH, BH 10
5	1	1009686	STIFFENER, PANEL, RH, BH 10
6	2	13A01150-030	FLUTE, BH #10, RT
7	2	13A01150-031	FLUTE, BH# 10, LT
8	1	13A01150-062	CENTER PANEL, BH #10
9	2	13A01359-133	ANGLE, SISTER KEEL ATTACH
10	1	13A01381-008	STIFFENER, CENTER, BH #7, 10, 12, 13, & 15

BULKHEAD #12



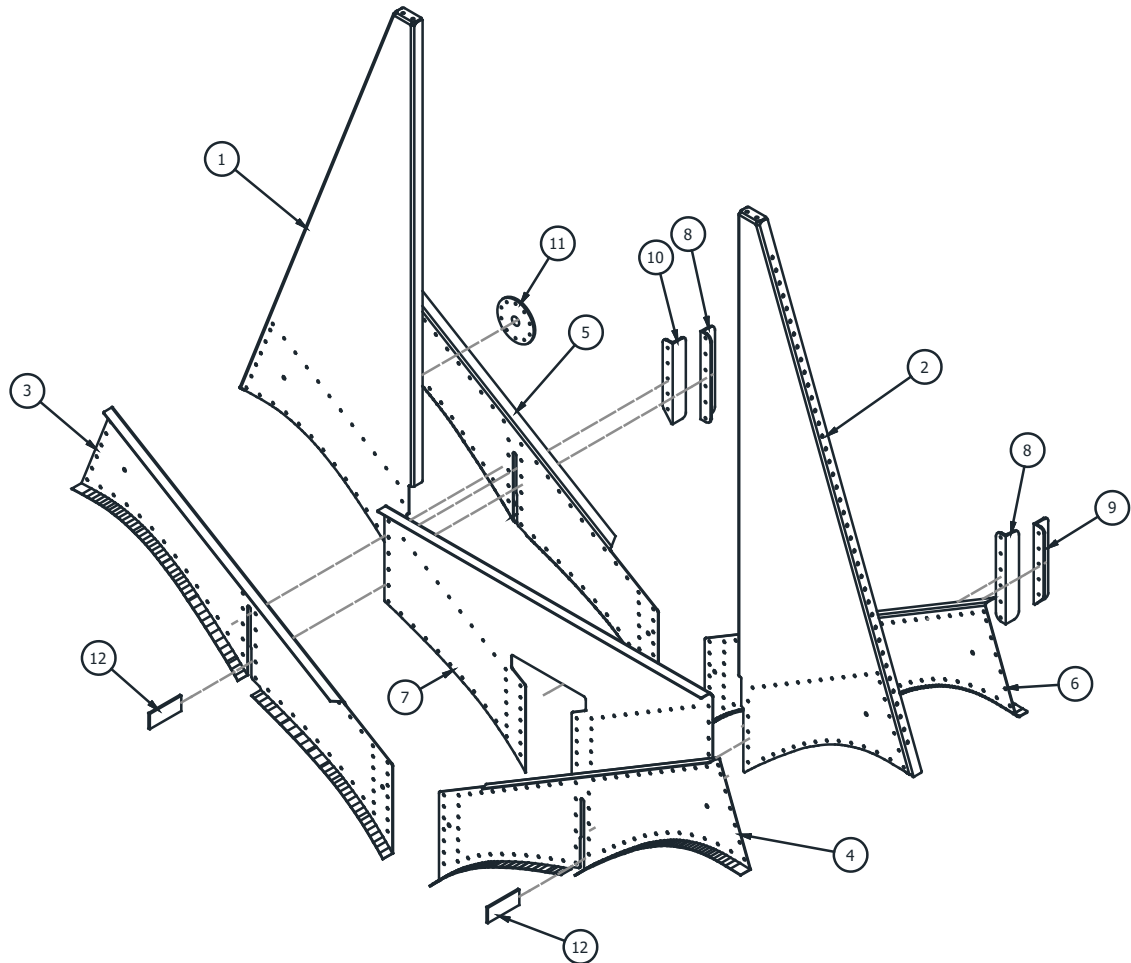
ITEM	QTY	PART NO.	PART DESCRIPTION
-	1	1007926	ASSEMBLY BULKHEAD #12 10000
1	2	1001587	FLUTE, BH #12, AFT LT
2	2	1001590	FLUTE, BH #12, AFT RT
3	2	1003479	GUSSET, BAGGAGE FLOOR, BH12
4	1	1007914	PANEL, SIDE, LH, BULKHEAD 12
5	1	1007915	PANEL, SIDE, RH, BULKHEAD 12
6	1	1009795	STIFFENER, PANEL, LH, BH 12
7	1	1009796	STIFFENER, PANEL, RH, BH 12
8	1	13A01150-066	PANEL, CENTER, BH 12, 13, 15
9	2	13A01359-133	ANGLE, SISTER KEEL ATTACH
10	1	13A01381-008	STIFFENER, CENTER, BH #7, 10, 12, 13, & 15

BULKHEAD #14



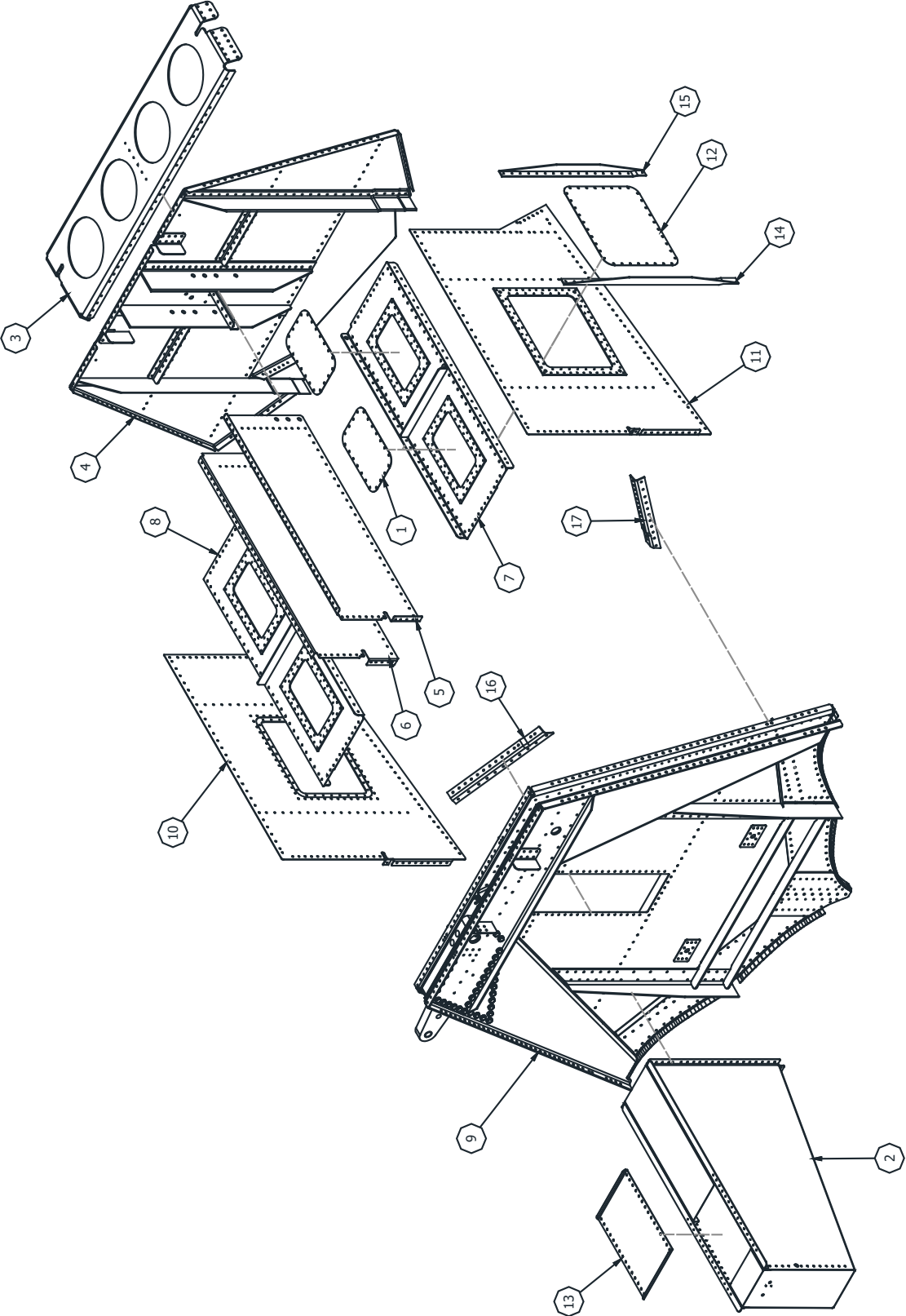
ITEM	QTY	PART NO.	PART DESCRIPTION
-	1	1007927	ASSEMBLY BULKHEAD #14, 10000
1	1	1007910	PANEL, BULKHEAD 14
2	1	1007916	PANEL, FLUTE, BULKHEAD 14
3	1	1007917	PANEL, FLUTE, BULKHEAD 14
4	1	1007918	PANEL, FLUTE, BULKHEAD 14
5	1	1007919	PANEL, FLUTE, BULKHEAD 14
6	1	1007955	ANGLE, COVER REINFORCEMENT, BULKHEAD 9, 14
7	1	13A01348-009	ANGLE, BH #14, HORIZONTAL
8	2	13A01359-124	ANGLE, TOP RAIL ATTACH
9	1	13A01359-134	ANGLE, COVER REINFORCEMENT, BULKHEAD 14
10	1	13A01359-141	ANGLE, BH #14, SISTER KEEL ATTACH, LT
11	1	13A01359-142	ANGLE, BH #14, SISTER KEEL ATTACH, RT
12	1	13A01381-009	STIFFENER, BH #14, CENTER UPPER
13	1	13A01381-011	STIFFENER, CENTER, BOTTOM, BH 9 & 14
14	1	13A01156-114	SPACER, CARRY THRU STRAP, #14 BULKHEAD
15	1	10A01000-449	CLOSEOUT COVER (NOT SHOWN)

BULKHEAD #15



ITEM	QTY	PART NO.	PART DESCRIPTION
-	1	10A01000-431	ASSEMBLY, #15 BULKHEAD
1	1	1001052	PANEL, BULKHEAD SIDE #15, RIGHT
2	1	1001053	PANEL, BULKHEAD SIDE #15, LEFT
3	1	1001054	FLUTE, BULKHEAD #15, FORWARD RIGHT
4	1	1001055	FLUTE, BULKHEAD #15, FORWARD LEFT
5	1	1001056	FLUTE, BULKHEAD #15, AFT RIGHT
6	1	1001057	FLUTE, BULKHEAD #15, AFT LEFT
7	1	1001301	BULKHEAD PANEL #15 - CENTER
8	2	13A01359-133	ANGLE, SISTER KEEL ATTACH
9	1	8A01359-079	ANGLE, SISTER KEEL ATTACH, AFT LEFT
10	1	8A01359-080	ANGLE, SISTER KEEL ATTACH, AFT RIGHT
11	1	10A01264-006	ADAPTER - WATER SENSOR
12	2	13A01156-115	SPACER, CARRY THRU STRAP, #15 BULKHEAD

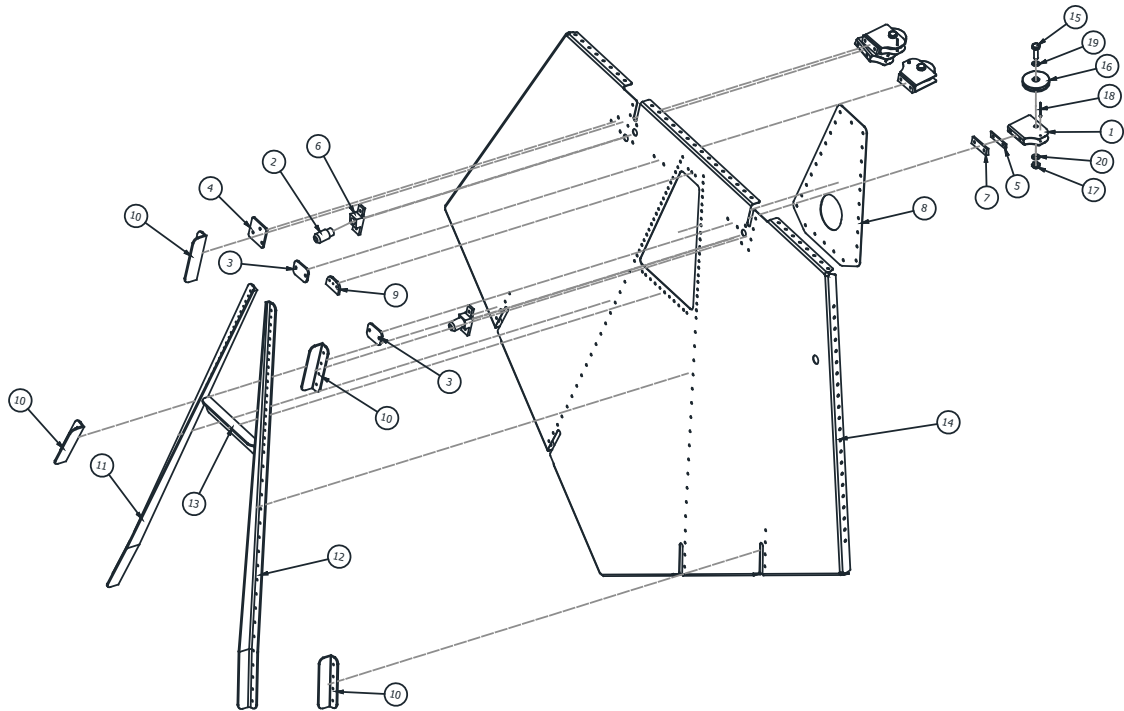
HULL WHEEL WELL AREA LEFT AND RIGHT FLOATS



PARTS MANUAL
 10000 AMPHIBIAN FLOATS ON AT-802 AND AT-802A - FIRE BOSS CONVERSION

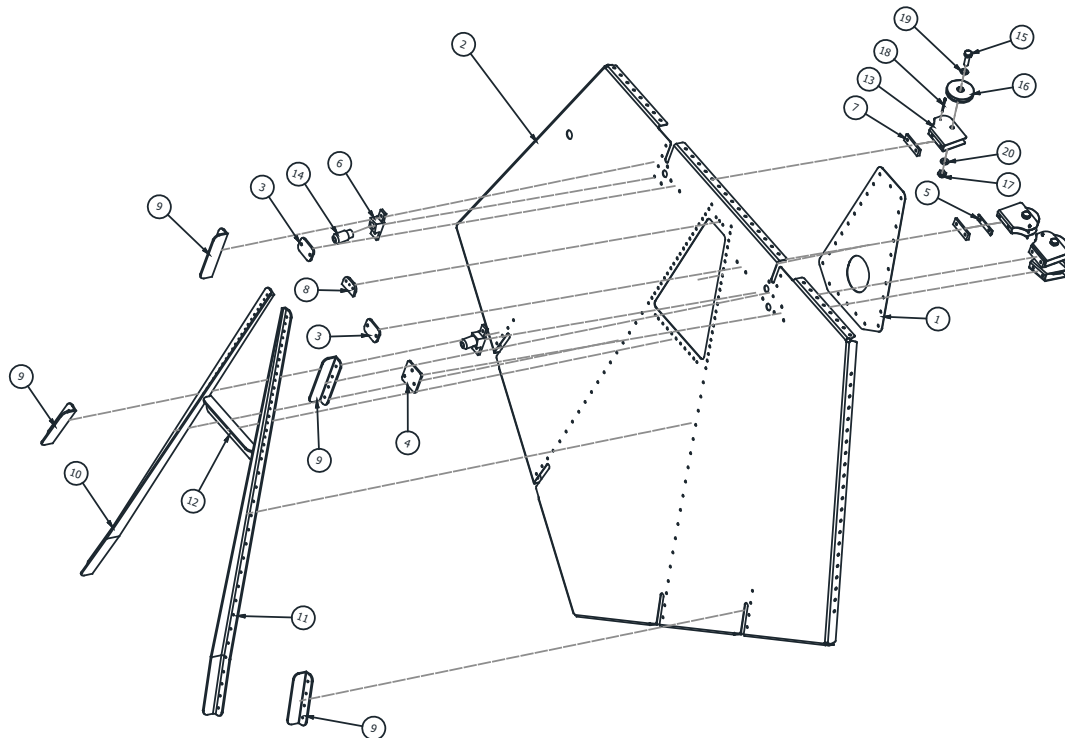
ITEM	QTY	PART NO.	PART DESCRIPTION
1	8	6A01158-151	COVER, INSPECTION, WHEEL WELL, LARGE
2	2	10A01000-434	ASSEMBLY, TUNNEL, MAIN GEAR RETRACT, 10000
3	2	10A01000-435	ASSEMBLY,#17 HORIZONTAL PANEL
4	2	1007936	ASSEMBLY, BULKHEAD 17, 10000
5	2	1007937	ASSEMBLY, PANEL, WHEEL WELL, VERT, UPPER, LH
6	2	1007938	ASSEMBLY, PANEL, WHEEL WELL, VERT, UPPER, RH
7	2	1007939	ASSEMBLY, PANEL, WHEEL WELL, HORIZ, LH
8	2	1007940	ASSEMBLY, PANEL, WHEEL WELL, HORIZ, RH
9 LT.	1	1007957	ASSEMBLY, BULKHEAD 16, LEFT FLOAT, 10000
9 RT.	1	1007958	ASSEMBLY, BULKHEAD 16, RIGHT FLOAT, 10000
10	2	10A01000-436	WHEEL WELL HALF, UPPER, RIGHT
11	2	10A1000-437	WHEEL WELL HALF, UPPER, LEFT
12	4	13A01150-130	COVER, WHEEL WELL
13	2	13A01158-147	COVER, INSPECTION-TUNNEL
14	4	13A01359-187	STIFFENER, WHEEL WELL FWD. VERT.
15	4	13A01359-188	STIFFENER, WHEEL WELL AFT. VERT.
16	2	1001064	ANGLE, STIFFENER, RT., 10000 FLOAT
17	2	1001065	ANGLE, STIFFENER, LT., 10000 FLOAT

BULKHEAD #18 RIGHT FLOAT



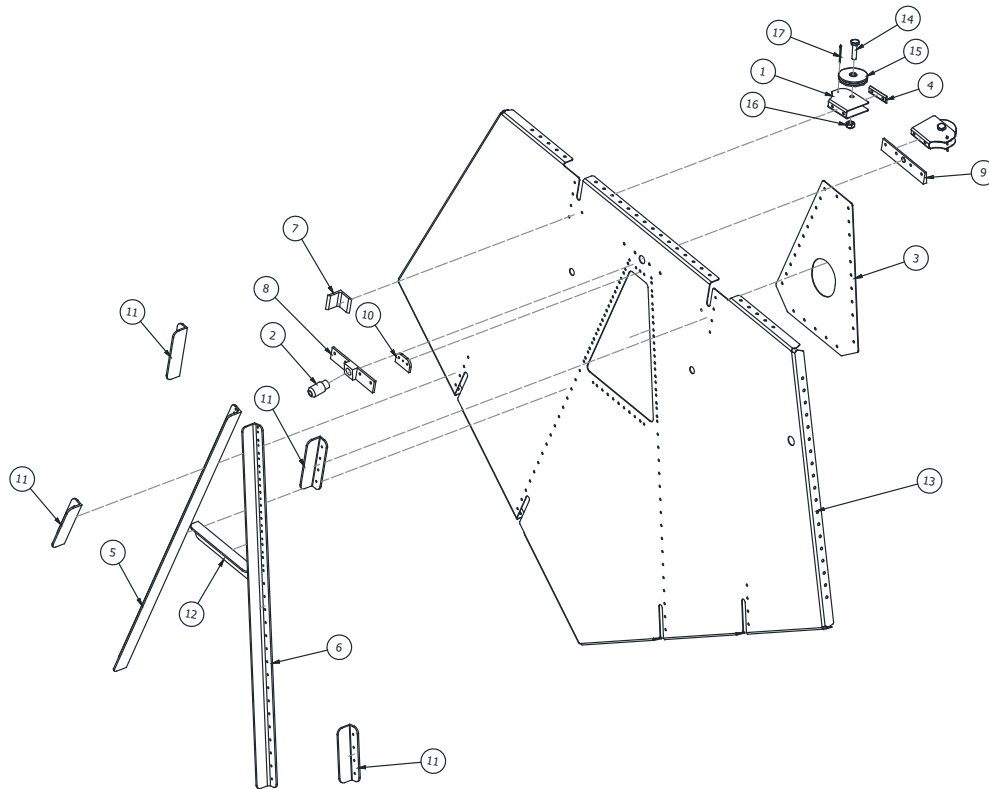
ITEM	QTY	PART NO.	PART DESCRIPTION
-	1	1001072	ASSEMBLY, BULKHEAD #18, RIGHT FLOAT, 10000
1	4	3A01151-010	PULLEY BRACKET
2	2	3A08605-001	CABLE GUIDE
3	2	10A01156-174	BACK - PULLEY BRACKET
4	1	10A01156-175	CLUSTER BRACKET - PULLEY
5	1	10A01156-179	REINFORCEMENT, PULLEY
6	2	10A08183-007	GUIDE - PULLEY BRACKET
7	3	10A08200-008	SHIM - PULLEY MOUNT
8	1	13A01150-091	COVER - BULKHEAD #18
9	1	13A01160-012	DOUBLER - COVER ATTACH
10	4	13A01359-124	ANGLE, TOP RAIL ATTACH
11	1	13A01359-135	ANGLE, STIFFENER, BULK 18, RIGHT
12	1	13A01359-136	ANGLE, STIFFENER, BULK 18, LEFT
13	1	13A01359-166	ANGLE, COVER, BULK 18
14	1	1001070	BULKHEAD # 18, FORMED, RIGHT
15	4	AN4-7A	BOLT, 1/4-28, 0.4375 GRIP, UNDRILLED, STEEL
16	4	MS20219-2	PULLEY
17	4	MS21083N4	NUT, LOCKING, LOW HEIGHT, 1/4-28 UNF
18	4	MS24665-136	COTTER PIN
19	4	NAS1149D0416J	WASHER, 0.265 ID, 0.016 THK, ALUMINUM
20	4	NAS1149D0463J	WASHER, 0.265 ID, 0.063 THK, ALUMINUM

BULKHEAD #18 LEFT FLOAT



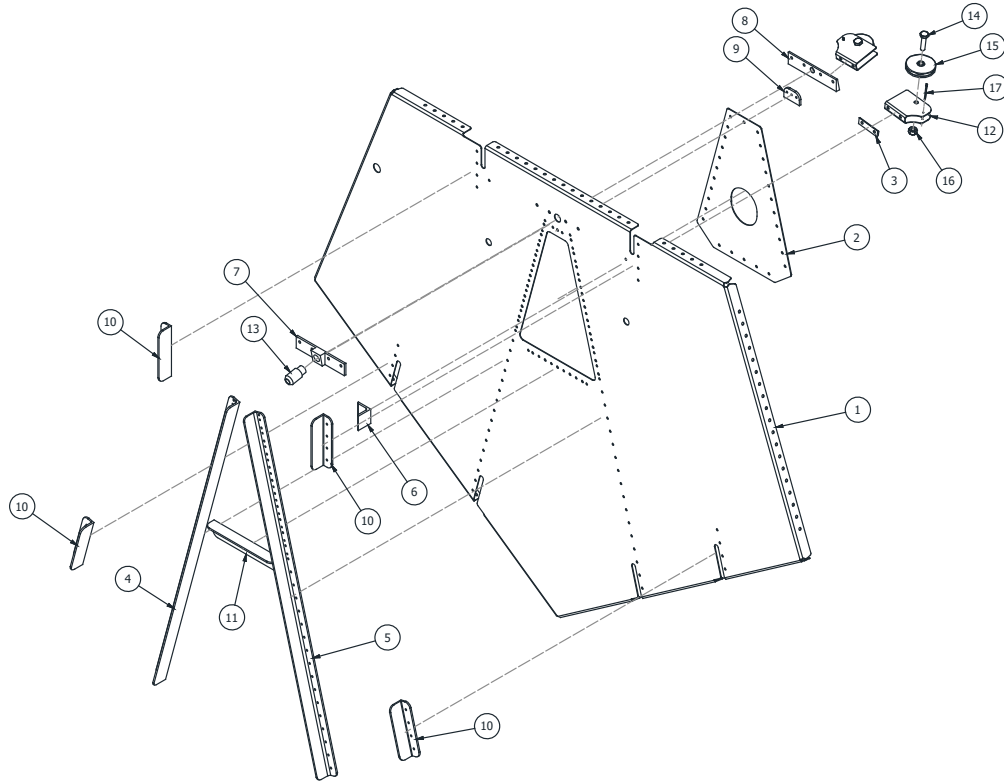
ITEM	QTY	PART NO.	PART DESCRIPTION
-	1	1001071	ASSEMBLY, BULKHEAD #18, LEFT FLOAT, 10000
1	1	13A01150-091	COVER - BULKHEAD #18
2	1	1001069	BULKHEAD PANEL #18
3	2	10A01156-174	BACK - PULLEY BRACKET
4	1	10A01156-175	CLUSTER BRACKET - PULLEY
5	1	10A01156-179	REINFORCEMENT, PULLEY
6	2	10A08183-007	GUIDE - PULLEY BRACKET
7	3	10A08200-008	SHIM - PULLEY MOUNT
8	1	13A01160-012	DOUBLER - COVER ATTACH
9	4	13A01359-124	ANGLE, TOP RAIL ATTACH
10	1	13A01359-135	ANGLE, STIFENER, BULK 18, RIGHT
11	1	13A01359-136	ANGLE, STIFFENER, BULK 18, LEFT
12	1	13A01359-166	ANGLE, COVER, BULK 18
13	4	3A01151-010	PULLEY BRACKET
14	2	3A08605-001	CABLE GUIDE
15	4	AN4-7A	BOLT, 1/4-28, 0.4375 GRIP, UNDRILLED, STEEL
16	4	MS20219-2	PULLEY
17	4	MS21083N4	NUT, LOCKING, LOW HEIGHT, 1/4-28 UNF
18	4	MS24665-136	COTTER PIN
19	4	NAS1149D0416J	WASHER, 0.265 ID, 0.016 THK, ALUMINUM
20	4	NAS1149D0463J	WASHER, 0.265 ID, 0.063 THK, ALUMINUM

BULKHEAD #19 RIGHT FLOAT



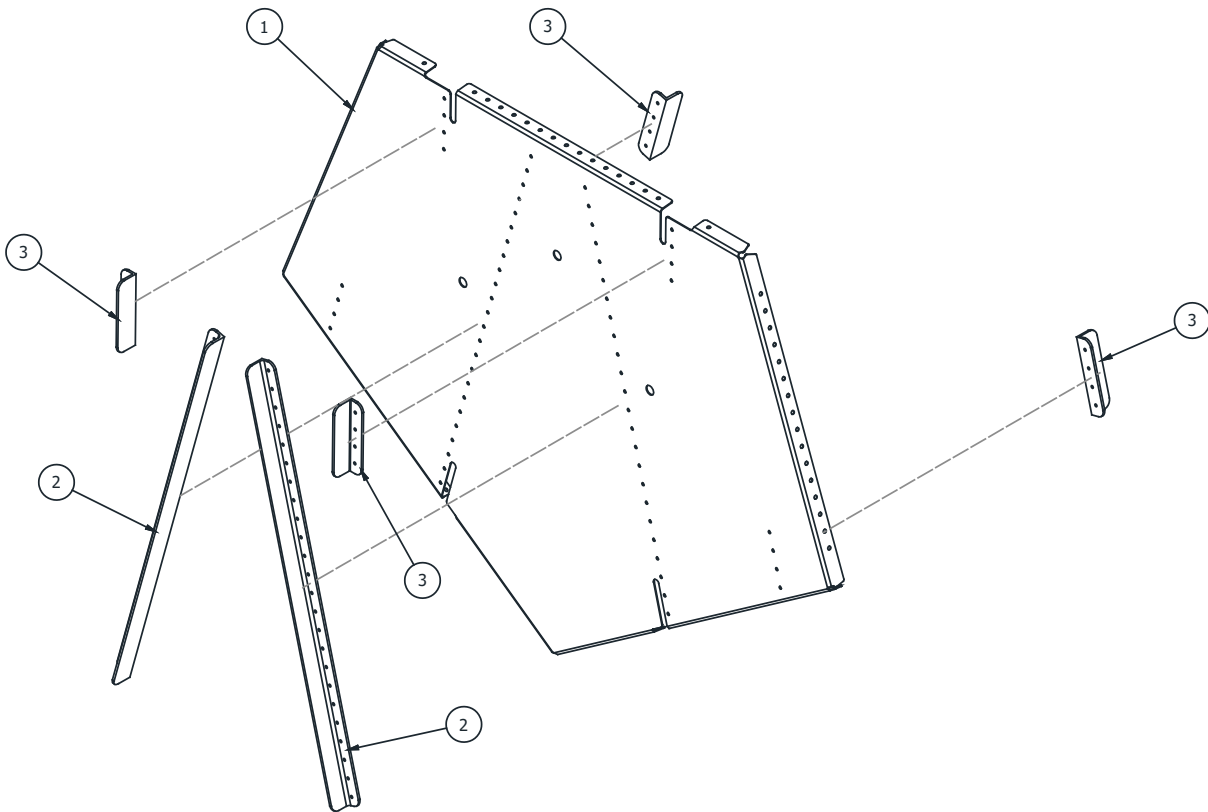
ITEM	QTY	PART NO.	PART DESCRIPTION
-	1	1001454	ASSEMBLY, BULKHEAD #19, RIGHT FLOAT, 10000
1	2	3A01151-010	BRACKET PULLEY
2	1	3A08605-001	CABLE GUIDE
3	1	10A01150-187	COVER, ACCESS HOLE, BULKHEAD #19
4	1	10A01156-179	REINFORCEMENT, PULLEY
5	1	10A01359-232	ANGLE, STIFFENER #19 BULK, RIGHT
6	1	10A01359-247	ANGLE, VERTICAL SUPPORT #19 LEFT
7	1	10A01427-042	ANGLE, #19 BULK
8	1	10A08033-004	GUIDE, RETRACT PULLEY BRACKET
9	1	10A08205-009	SHIM, PULLEY MOUNT
10	1	13A01160-012	DOUBLER, STN. #18
11	4	13A01359-124	ANGLE, TOP RAIL ATTACH
12	1	13A01359-166	ANGLE, COVER, BULK 18
13	1	1001449	PANEL, BULKHEAD #19, RIGHT
14	2	AN4-10A	BOLT, THRD 1/4-28, LNGTH +/- 1/64 - 1-1/32, GRIP LNGTH 9/16
15	2	MS20219-2	PULLEY CABLE 1/16 & 3/32, 480 LBS, OD DIA 1-3/4" ID 1/4"
16	2	MS21044N4	NUT, HEX LOCKING NYLON INSERT STEEL CAD 2, 1/4-28
17	2	MS24665-136	PIN, COTTER, 1/16" X 1" CAD STEEL

BULKHEAD #19 LEFT FLOAT



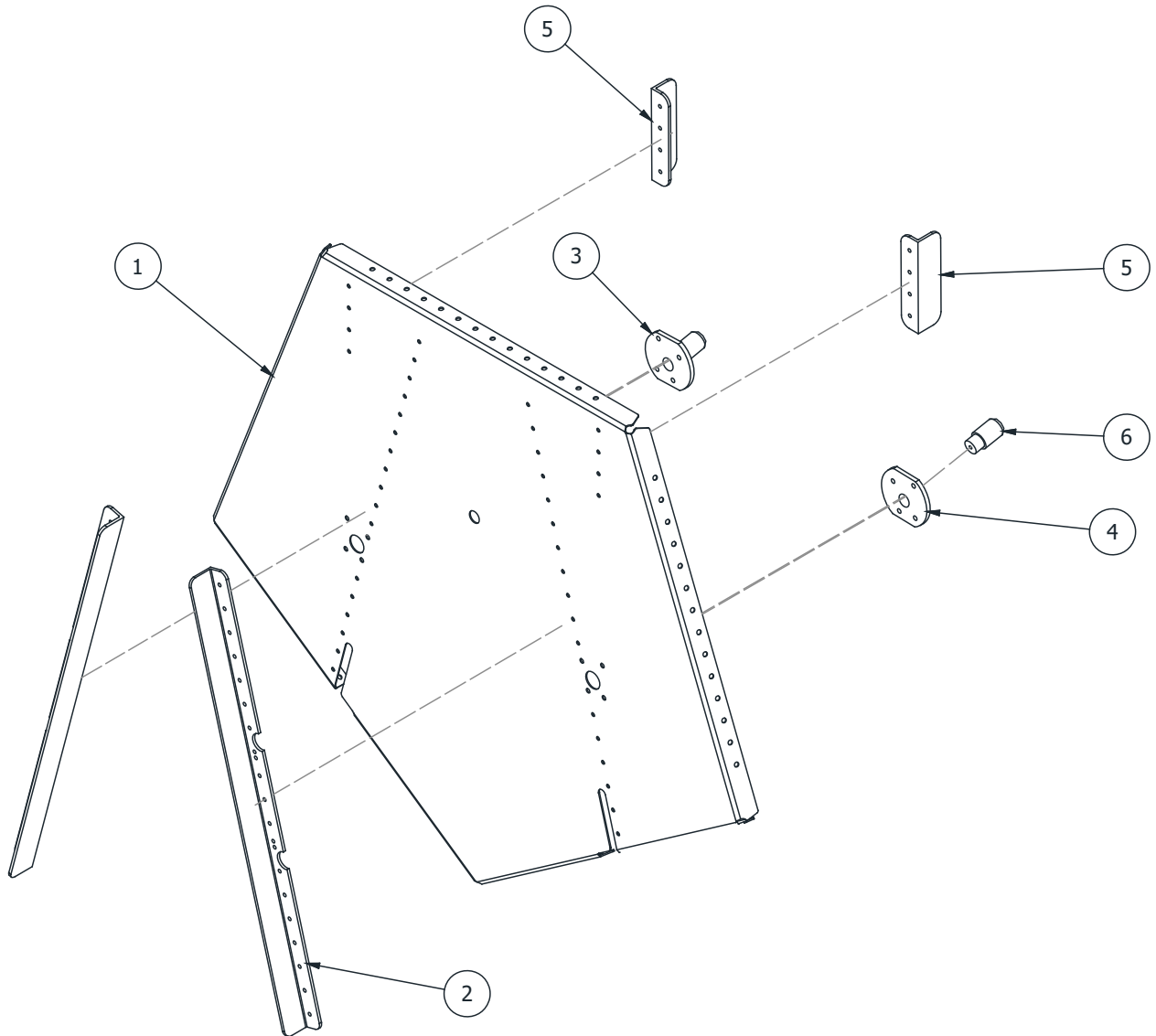
ITEM	QTY	PART NO.	PART DESCRIPTION
-	1	1001453	ASSEMBLY, BULKHEAD #19, LEFT FLOAT, 10000
1	1	1001448	PANEL, BULKHEAD #19, LEFT
2	1	10A01150-187	COVER, ACCESS HOLE, BULKHEAD #19
3	1	10A01156-179	REINFORCEMENT, PULLEY
4	1	10A01359-232	ANGLE, STIFFENER #19 BULK, RIGHT
5	1	10A01359-247	ANGLE, VERTICAL SUPPORT #19 LEFT
6	1	10A01427-042	ANGLE, #19 BULK
7	1	10A08033-004	GUIDE, RETRACT PULLEY BRACKET
8	1	10A08205-009	SHIM, PULLEY MOUNT
9	1	13A01160-012	DOUBLER, STN. #18
10	4	13A01359-124	ANGLE, TOP RAIL ATTACH
11	1	13A01359-166	ANGLE, COVER, BULK 18
12	2	3A01151-010	BRACKET PULLEY
13	1	3A08605-001	CABLE GUIDE
14	2	AN4-10A	BOLT, THRD 1/4-28, LNGTH +/- 1/64 - 1-1/32, GRIP LNGTH 9/16
15	2	MS20219-2	PULLEY CABLE 1/16 & 3/32, 480 LBS, OD DIA 1-3/4" ID 1/4"
16	2	MS21044N4	NUT, HEX LOCKING NYLON INSERT STEEL CAD 2, 1/4-28
17	2	MS24665-136	PIN, COTTER, 1/16" X 1" CAD STEEL

BULKHEAD #20



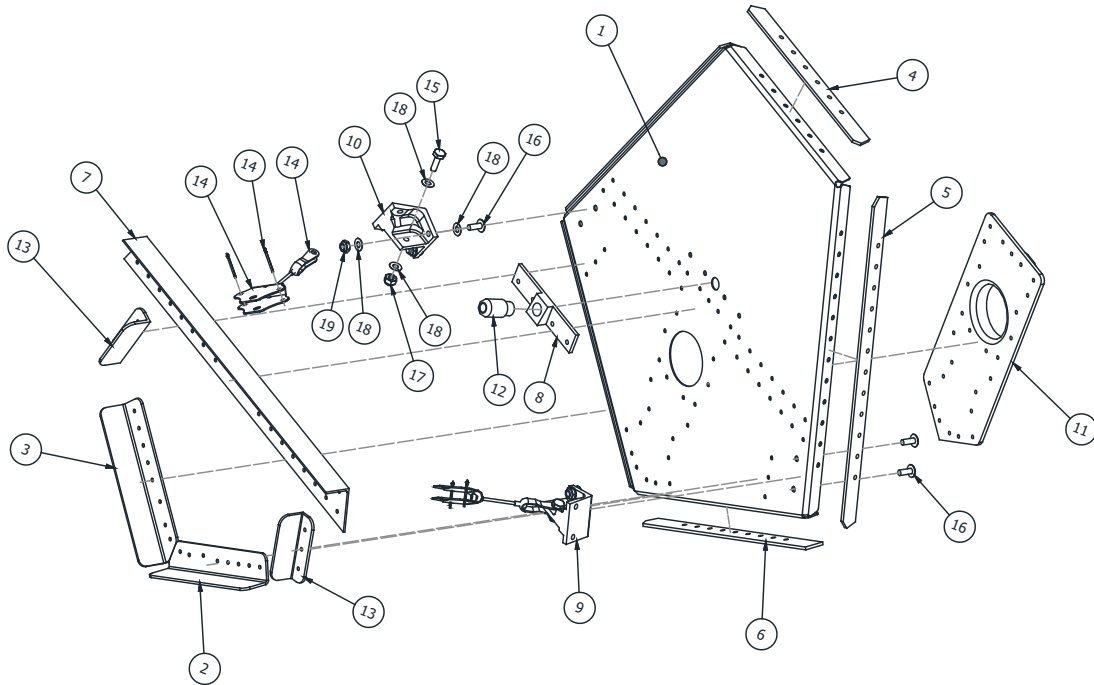
ITEM	QTY	PART NO.	PART DESCRIPTION
-	1	10A01000-411	ASSEMBLY BULKHEAD #20, 10000
1	1	10A01150-160	BULKHEAD #20
2	2	10A01359-233	ANGLE, STIFFENER #20 BULKHEAD
3	4	13A01359-124	ANGLE, TOP RAIL ATTACH

BULKHEAD #21




ITEM	QTY	PART NO.	PART DESCRIPTION
-	1	10A01000-412	ASSEMBLY BULKHEAD #21, 10000
1	1	10A01150-161	BULKHEAD PANEL #21
2	2	10A01359-234	ANGLE, STIFFENER #21 BULKHEAD
3	1	10A08251-004	PULLEY BRACKET GUIDE (RIGHT)
4	1	10A08251-005	PULLEY BRACKET GUIDE (LEFT)
5	2	13A01359-124	ANGLE, TOP RAIL ATTACH
6	2	3A8605-001	CABLE GUIDE

BULKHEAD #22



ITEM	QTY	PART NO.	PART DESCRIPTION
-	1	1002681	ASSEMBLY BULKHEAD #22, 10000
1	1	1002680	BULKHEAD, PANEL, #22
2	1	1005627	ANGLE, STIFFENER, WATER RUDDER, PIVOT
3	1	1005628	ANGLE, STIFFENER, WATER RUDDER, PIVOT
4	1	10A01156-171	SPACER, #22, TOP
5	2	10A01156-172	SPACER, #22, SIDE
6	2	10A01156-173	SPACER, #22, BOTTOM
7	1	10A01352-044	ANGLE - STIFFENER - BULKHEAD # 22
8	1	10A08033-004	GUIDE - PULLEY BRACKET MOUNT
9	1	10A08225-003	BRACKET, PULLEY, LH
10	1	10A08225-004	BRACKET, PULLEY, AFT BULKHEAD, RH
11	1	3A01437-001	ASSEMBLY, MOUNT, PIVOT, WATER RUDDER
12	1	3A08605-001	CABLE GUIDE
13	2	6A01359-004	ANGLE - SUPPORT
14	2	8A08000-043	ASSEMBLY, PULLEY BRACKET
15	2	AN3-5A	BOLT, 10-32, 0.25 GRIP, UNDRILLED STEEL
16	4	AN526-1032R8	SCREW, TRUSS HEAD, NON STRUCTURAL, CAD 1, STEAL
17	2	MS21044N3	NUT, LOCKING, REGULAR HEIGHT, 10-32 UNF
18	12	NAS1149D0316J	WASHER, 0.203 ID, 0.016 THK, ALUMINUM
19	4	NAS679-A3W	KAYNAR NUT

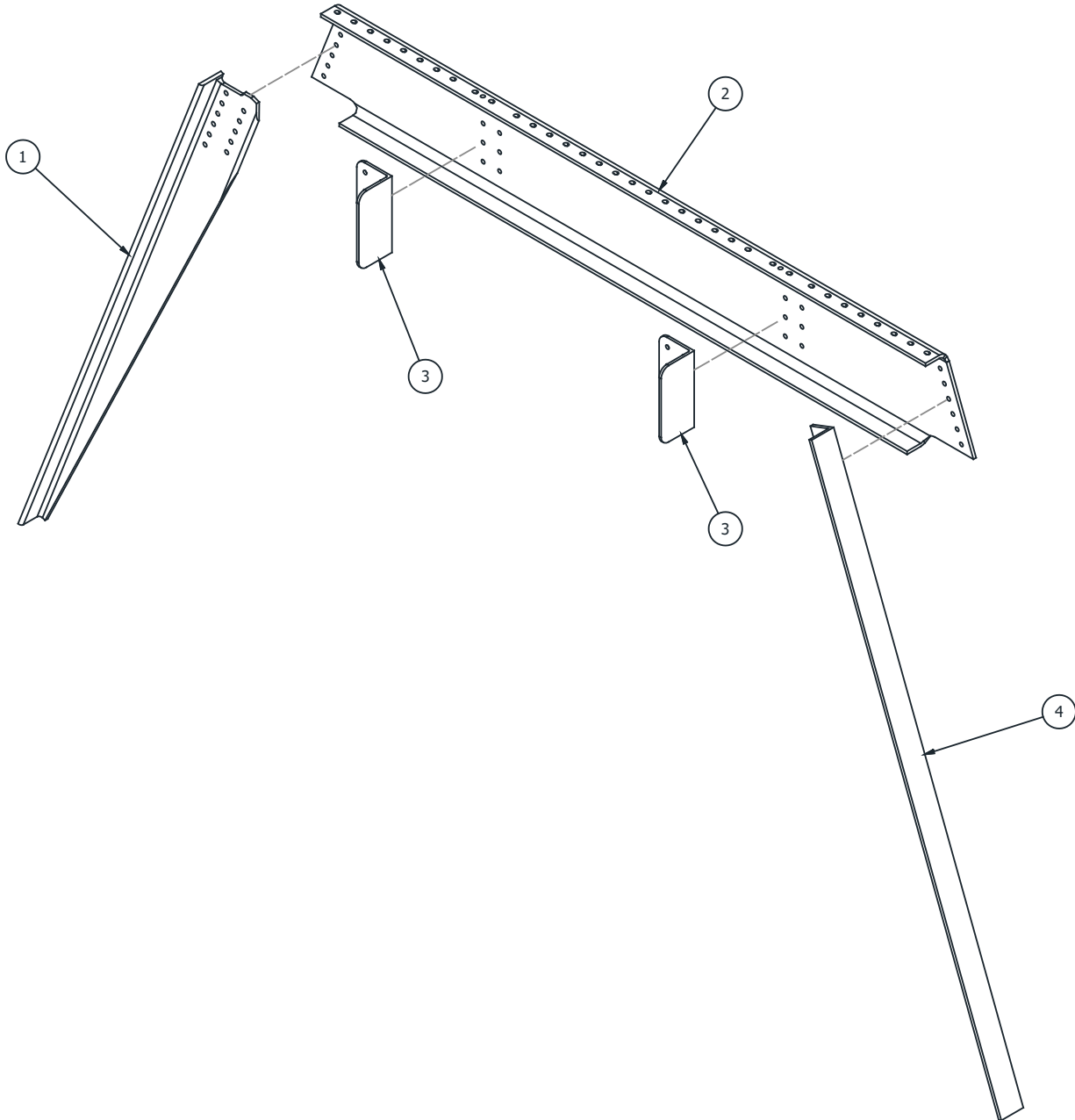
SECTION 2 FLOAT STRUCTURE



CONTENTS

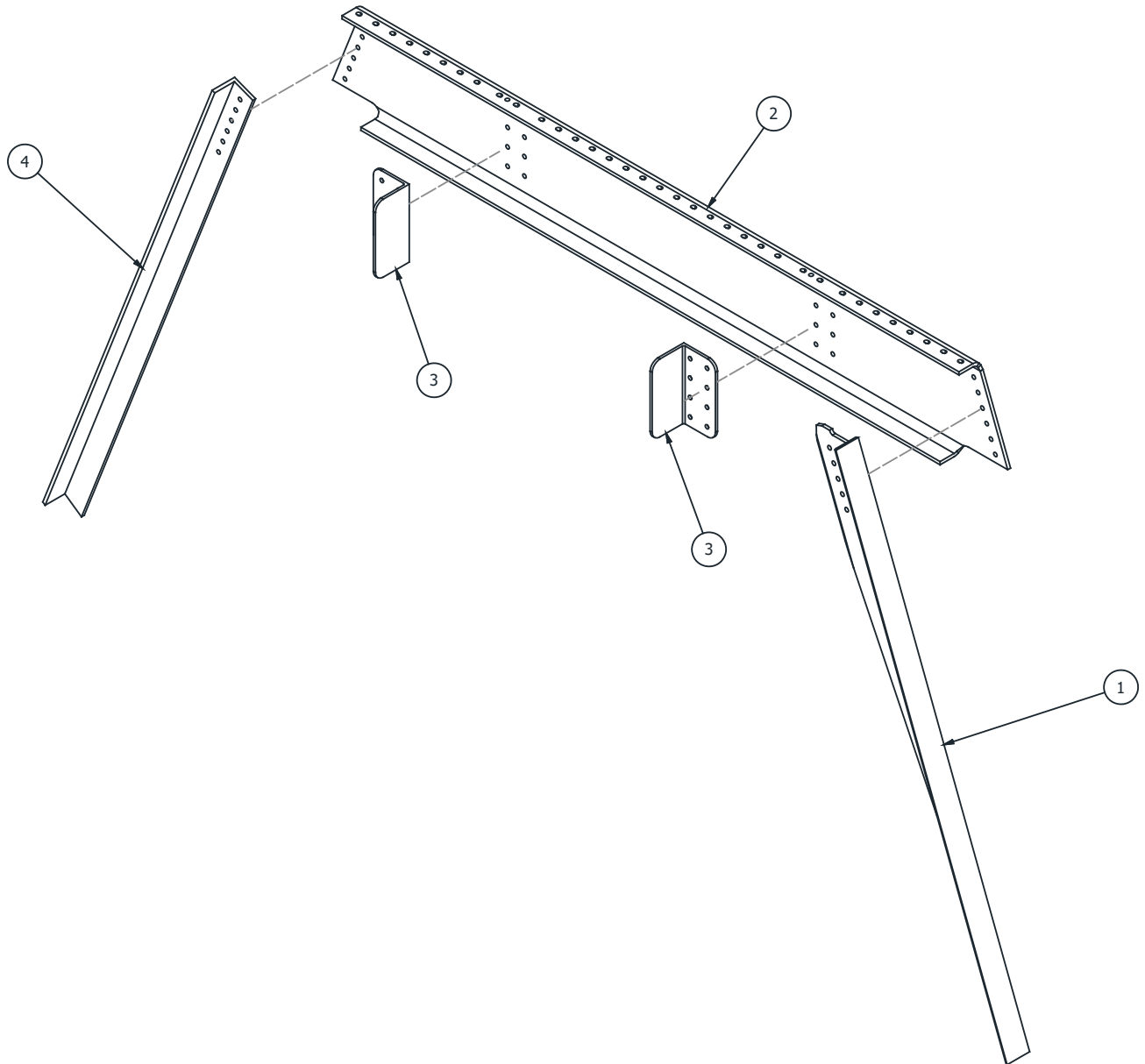
PANEL ASSEMBLY REAR STRUT LEFT.....	36
PANEL ASSEMBLY REAR STRUT RIGHT	37
PANEL FORWARD SUPER ASSEMBLY.....	38
TOP SKINS LEFT AND RIGHT FLOATS.....	39
BAGGAGE DOOR ASSEMBLY DETAIL A.....	41
SIDE SKINS & STIFFENERS LEFT AND RIGHT FLOATS	43
BOTTOM SKINS & STIFFENERS	45
WHEEL WELL STEP AREA LEFT AND RIGHT FLOATS.....	47
EXTRUSIONS HULL - CHINES	48
STRUTS, FRONT, REAR, & STEPS.....	50
INSTALL FUSELAGE ITEMS	54
AUXILIARY FIN	55
VENTRAL FIN.....	57

PANEL ASSEMBLY REAR STRUT LEFT



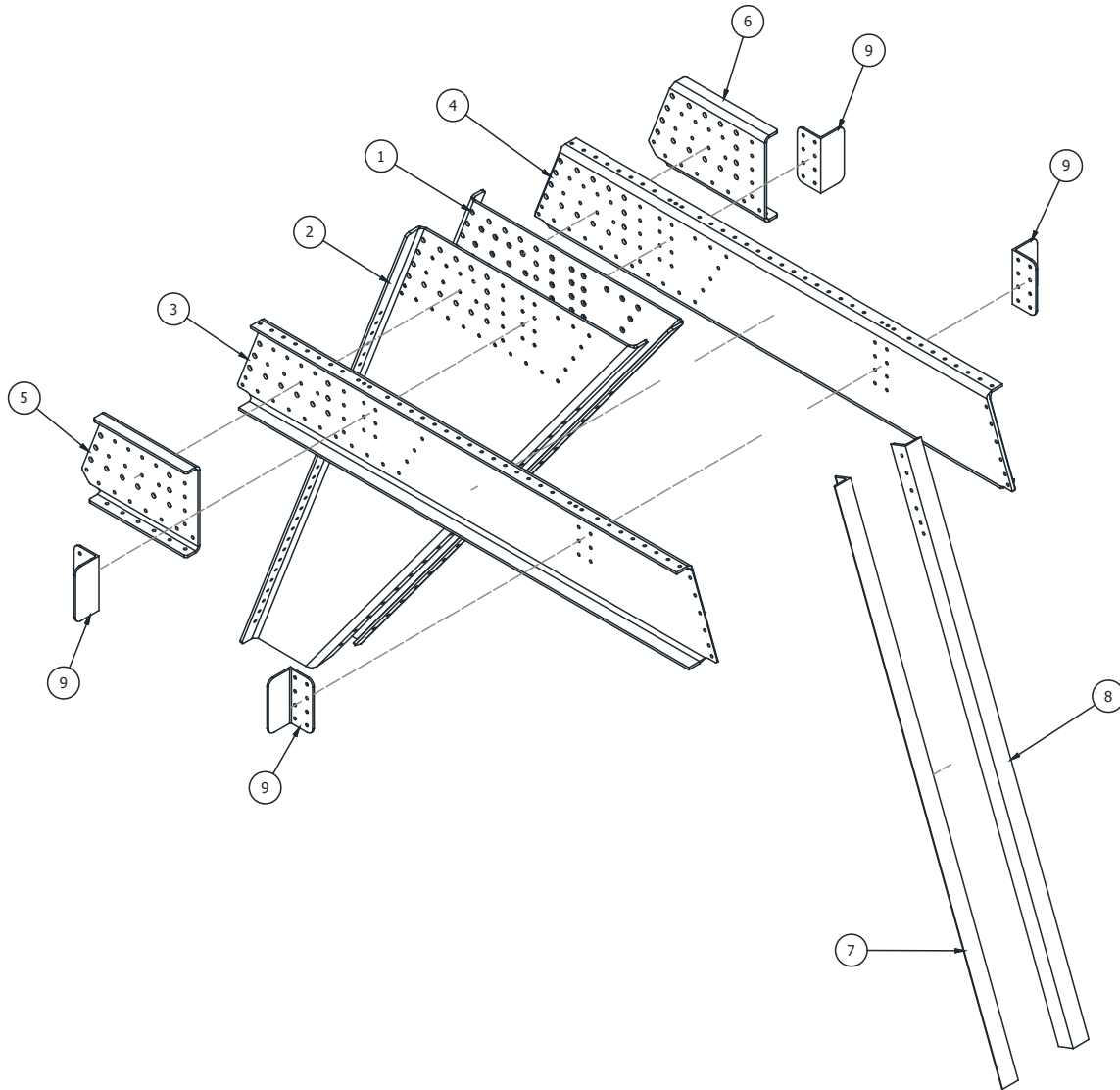
ITEM	QTY	PART NO.	PART DESCRIPTION
-	1	10A01000-446	PANEL ASSEMBLY, REAR STRUT, LEFT
1	1	10A01357-082	ARM, STRUT PANEL REAR, LH
2	1	13A01160-005	PANEL- REAR DRAG STRUT
3	2	13A01382-003	CLEAT, TOP DECK RAIL
4	1	13A01427-017	ARM, SPREADER BAR PANEL FWD

PANEL ASSEMBLY REAR STRUT RIGHT



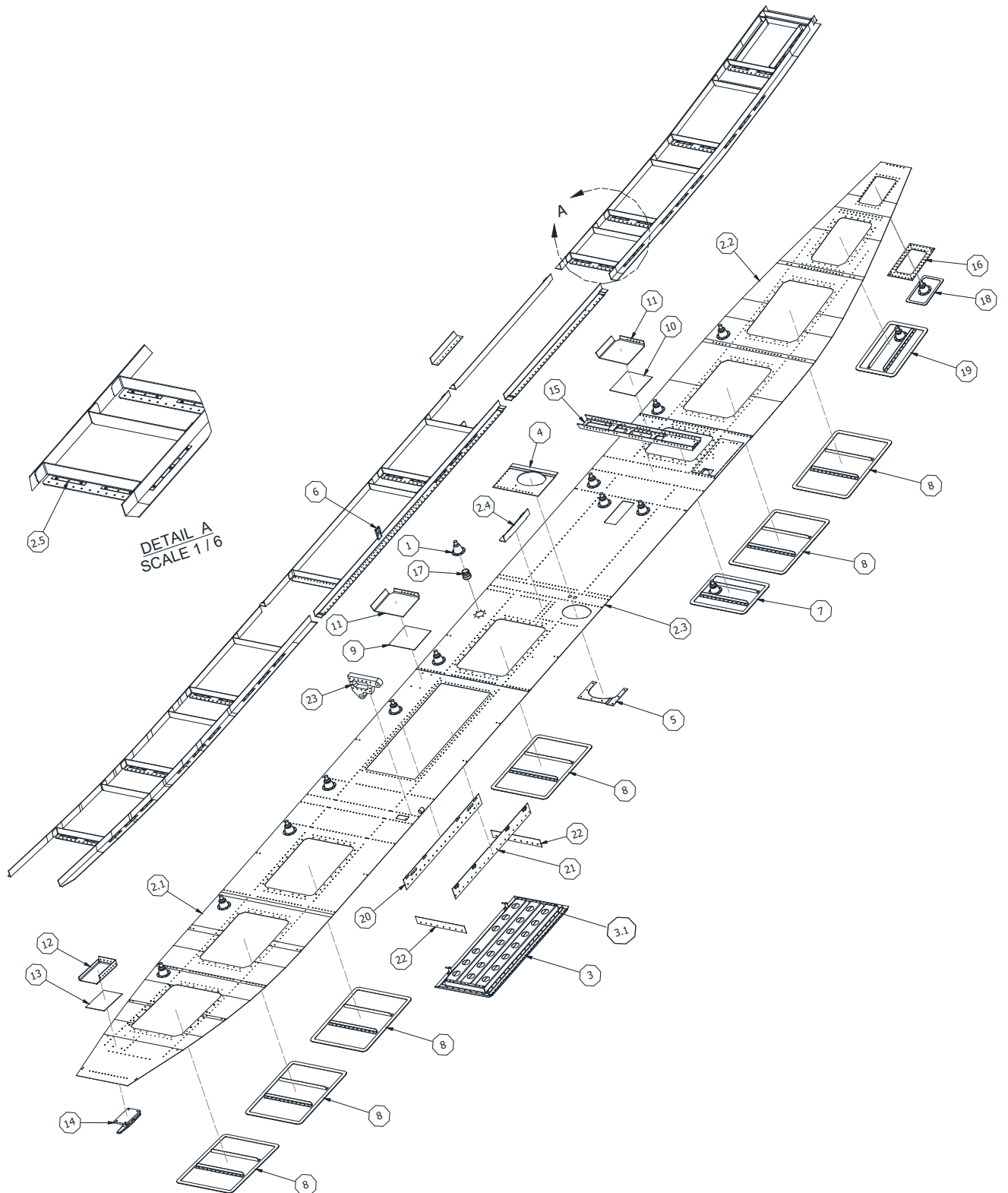
ITEM	QTY	PART NO.	PART DESCRIPTION
-	1	10A01000-447	PANEL ASSEMBLY, REAR STRUT, RIGHT
1	1	13A01160-005	PANEL-REAR DRAG STRUT
2	1	13A01427-018	ARM, SPREADER BAR PANEL FWD
3	2	13A01382-003	CLEAT, TOP DECK RAIL
4	1	10A01357-081	ARM, STRUT PANEL REAR

PANEL FORWARD SUPER ASSEMBLY



ITEM	QTY	PART NO.	PART DESCRIPTION
-	1	10A01000-445	PANEL, FWD SUPER ASSEMBLY
1	1	1001672	SUPERPANEL, FWD
2	1	1001673	SUPERPANEL, FWD
3	1	1001674	PANEL, SPREADER BAR, BIG SIDE
4	1	1001675	PANEL, SPREADER BAR, SMALL SIDE
5	1	1005020	DOUBLER, PANEL, SPREADER BAR
6	1	1005021	DOUBLER, PANEL, SPREADER BAR
7	1	10A01427-033	ANGLE - FWD SPR BAR (#21 HOLES)
8	1	10A01427-034	ANGLE - FWD SPR BAR (#21 HOLES)
9	4	13A01382-003	CLEAT, TOP DECK RAIL

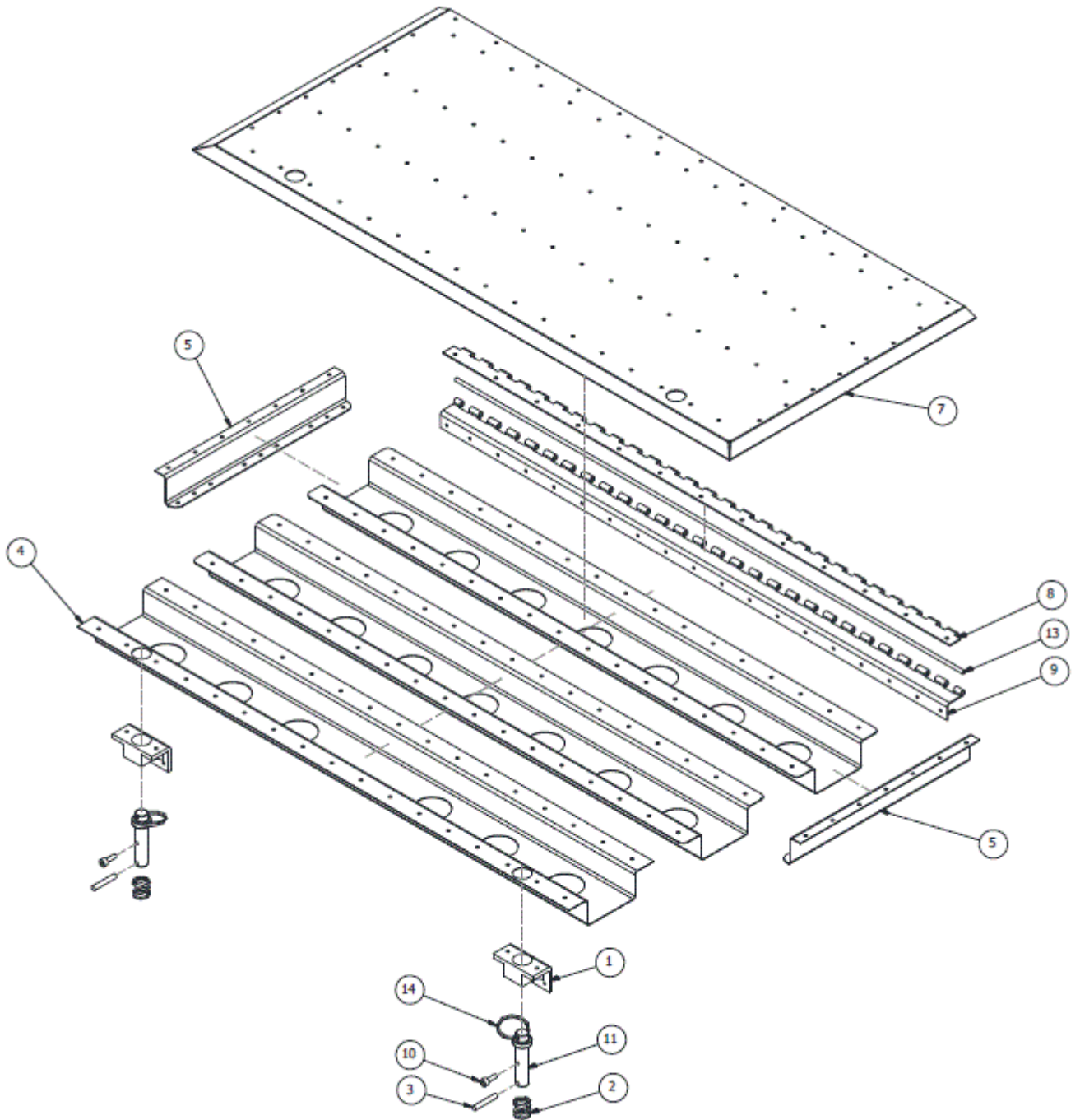
TOP SKINS LEFT AND RIGHT FLOATS



PARTS MANUAL
10000 AMPHIBIAN FLOATS ON AT-802 AND AT-802A - FIRE BOSS CONVERSION

ITEM	QTY	PART NO.	PART DESCRIPTION
1	A/R	4A01749-001	CUP, PUMP OUT
2.1 LT.	1	1002042	SKIN, TOP FWD, LEFT
2.1 RT.	1	1002048	SKIN, TOP FWD, RIGHT
2.2 LT.	1	10A01150-179	SKIN, TOP, AFT, LEFT
2.2 RT.	1	10A01150-164	SKIN, TOP, AFT, RIGHT
2.3 LT.	1	10A01163-105	SKIN, TOP, MID, LEFT, 10000
2.3 RT.	1	10A01163-108	SKIN, TOP, MID, RIGHT, 10000
2.4 LT.	1	10A01382-027	RAIL - TOP SKIN W/B LEFT
2.4 RT.	1	10A01382-003	RAIL - TOP SKIN W/B RIGHT
2.5	A/R	9A3-671	TINNERMAN, ACCESS COVER
3	2	10A01000-464	BAGGAGE DOOR (SEE DETAIL A)
3.1	1	1009671	GASKET, DOOR SEAL
4	2	10A01001-068	DOUBLER, TOP RAIL LEFT, 10000
5 LT.	1	10A01592-005	FLANGE, FLOAT DECK, SCOOP TUBE, LH
5 RT.	1	10A01592-004	FLANGE, FLOAT DECK, SCOOP TUBE, RH
6	2	10A12154-017	CLIP - FOAM TANK WIRING
7	2	13A01000-210	ASSEMBLY, COVER, INSPECTION, SMALL
	1	13A01567-009	COVER SEAL, 9.63" X 13.56"
8	12	13A01000-211	ASSEMBLY, COVER, INSPECTION, LARGE
	1	13A01567-010	COVER SEAL, 13.69" X 17.16"
9	2	13A01155-006	SHIM, HARD POINT, AFT, MIDDLE
10	2	13A01155-025	SHIM, HARD POINT, AFT, MIDDLE
11	2	13A01156-091	HARD POINT, AFT, MIDDLE, LH
12 LT.	1	13A01156-119	HARD POINT, FRONT TIE DOWN, LH
12 RT.	1	13A01156-120	HARD POINT, FRONT TIE DOWN, RH
13	2	13A01157-007	SHIM - FRONT TIE DOWN, HARD POINT
14	6	13A01233-001	CLEAT
15	2	13A01374-001	CHANNEL - DRAG STRUT ATTACH
16	2	21A01156-126	REINFORCEMENT, WHEEL WELL, INSPECTION COVER
17	A/R	2111	STOPPER, PUMPOUT, LAKE AND AIR
18	2	1001032	ASSEMBLY, COVER, PUMPER CUP, SMALL
	1	21A01567-012	GASKET, SIDE 2100/3000 7"X5" THIN
19	2	1001033	ASSEMBLY, COVER, PUMPER CUP, LARGE
	1	13A01567-010	COVER SEAL, 13.69" X 17.16"
20	2	1004569	ASSEMBLY, BAGGAGE LIP, OBRD, FOAM TANK, 10000 FLOAT
21	2	1004574	ASSEMBLY, BAGGAGE LIP, IBRD, FOAM TANK, 10000 FLOAT
22	4	1004599	BAGGAGE LIP, FOAM TANK, 10000 FLOAT
23	2	1009849	ASSEMBLY, FITTING, FLOAT, FRONT STRUT
	4	1008698	BUSHING .625 ID

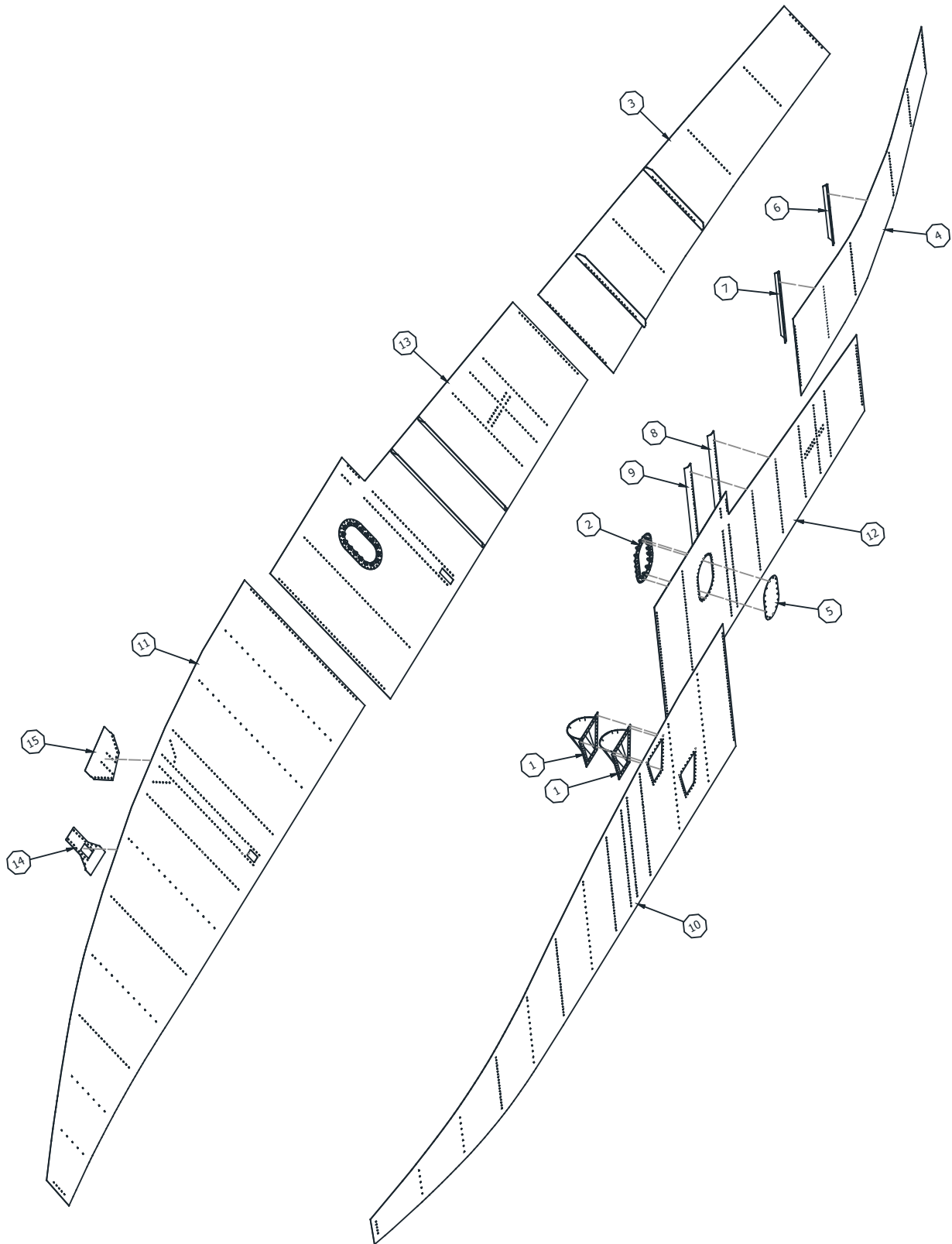
BAGGAGE DOOR ASSEMBLY DETAIL A



PARTS MANUAL
10000 AMPHIBIAN FLOATS ON AT-802 AND AT-802A - FIRE BOSS CONVERSION

ITEM	QTY	PART NO.	PART DESCRIPTION
1	2	3A01206-001	RETAINER – BAGGAGE COMPARTMENT LOCK
2	2	3A01525-003	SPRING, BAGGAGE COVER
3	2	3A01702-004	PIN, LOCK
4	1	4A01004-048	STIFFENER, BAGGAGE, COVER
5	2	4A01004-049	STIFFENER, END CAP, BAGGAGE
6	2	4A01004-067	STIFFENER, BAGGAGE DOOR
7	1	4A01162-001	COVER, BAGGAGE, 13-1/4 X 28-7/8
8	1	4A01740-005	HINGE, BAGGAGE COVER, 1/4"
9	1	4A01741-003	HINGE, BAGGAGE COVER, 1.5"
10	2	10/32 X 1/2 SS	SCREW, BAGGAGE
11	2	13A01283-016	PIN, LATCH, BAGGAGE DOOR
12	18	01692-0410	RIVET, POP, 1/8"
13	1	1002186	HINGE, PIN/ROD
14	2	1002663	RING
15	1	1009671	GASKET, DOOR SEAL (NOT SHOWN)

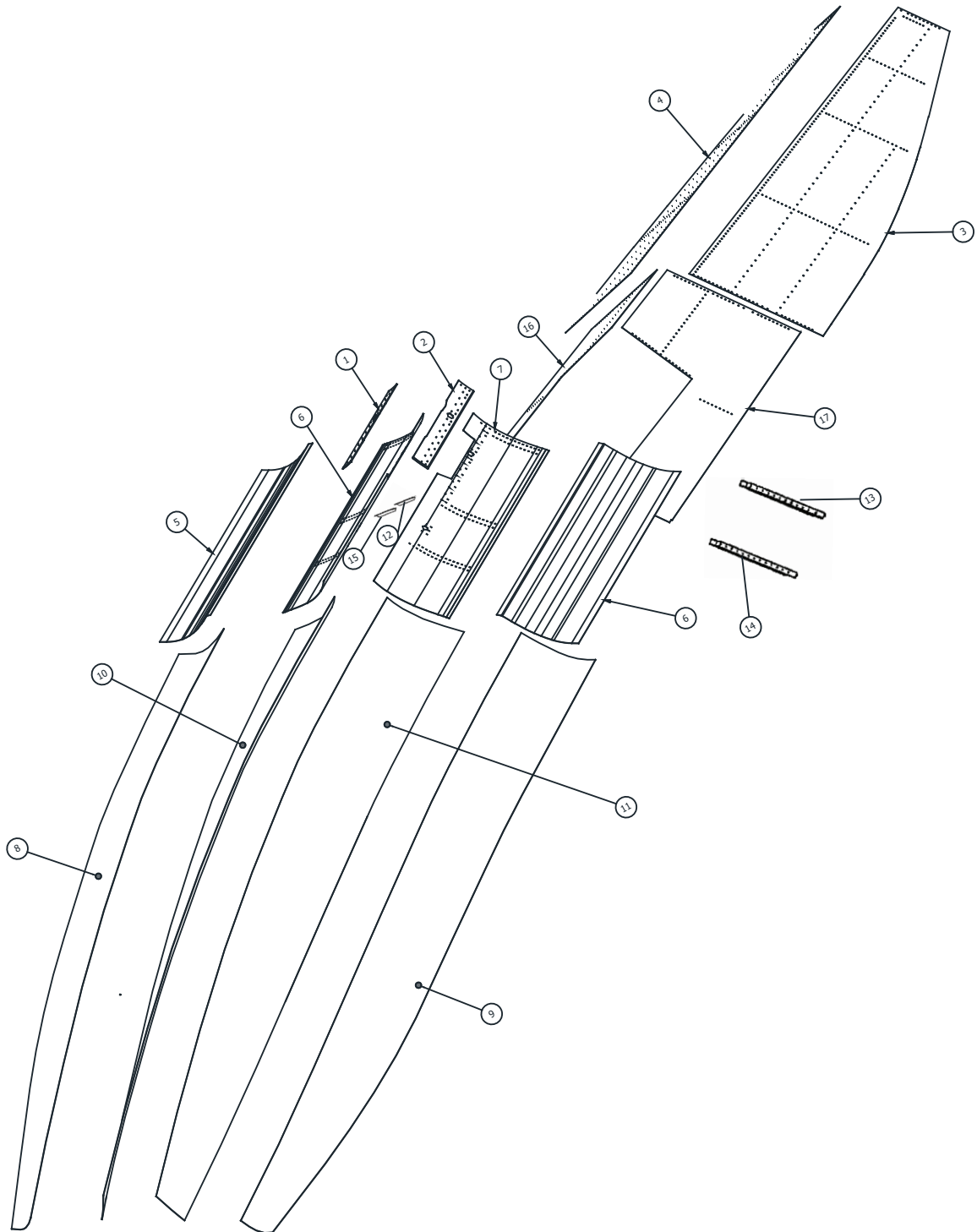
SIDE SKINS & STIFFENERS LEFT AND RIGHT FLOATS



PARTS MANUAL
10000 AMPHIBIAN FLOATS ON AT-802 AND AT-802A - FIRE BOSS CONVERSION

ITEM	QTY	PART NO.	PART DESCRIPTION
1	4	3A01000-005	WELDMENT, STEP POCKET, FLAT SURFACE
2	4	10A01000-450	COVER REINFORCEMENT, SIDE ASSEMBLY
3	2	10A01150-167	SKIN, SIDE, AFT, LEFT, 10000
4	2	10A01150-172	SKIN, SIDE, AFT, RIGHT, 10000
5	4	10A01163-115	COVER, SIDE
6	2	1001164	STIFFENER, REAR, AFT SIDESKIN 10000
7	2	1001165	STIFFENER, FRONT, AFT SIDESKIN 10000
8	4	1001166	STIFFENER, REAR, MID SIDESKIN 10000
9	4	1001167	STIFFENER, FRONT, MID SIDESKIN 10000
10 RT.	1	1002150	SKIN, SIDE, FWD, OUTBOARD, RIGHT
10 LT.	1	1002046	SKIN, SIDE, FWD, OUTBOARD, LEFT
11 RT.	1	1002151	SKIN, SIDE, FWD, INBOARD, RIGHT
11 LT.	1	1002044	SKIN, SIDE, FWD, INBOARD, LEFT
12 RT.	1	1007942	SKIN, SIDE, MID, OUTBOARD, RH, 10000
12 LT.	1	1007941	SKIN, SIDE, MID, OUTBOARD, LH, 10000
13 RT.	1	1007944	SKIN, SIDE, MID, INBOARD, RH, 10000
13 LT.	1	1007943	SKIN, SIDE, MID, INBOARD, LH, 10000
14 RT.	1	1009985	DOUBLER, STRUT ATTACH POINT, FWD, TOP, 10000 RT.
14 LT.	1	1011017	DOUBLER, STRUT ATTACH POINT, FWD, TOP, 10000 LT.
15 RT.	1	1011020	DOUBLER, STRUT ATTACH POINT, FWD, BOTTOM, RIGHT
15 LT.	1	1011019	DOUBLER, STRUT ATTACH POINT, FWD, BOTTOM, LEFT

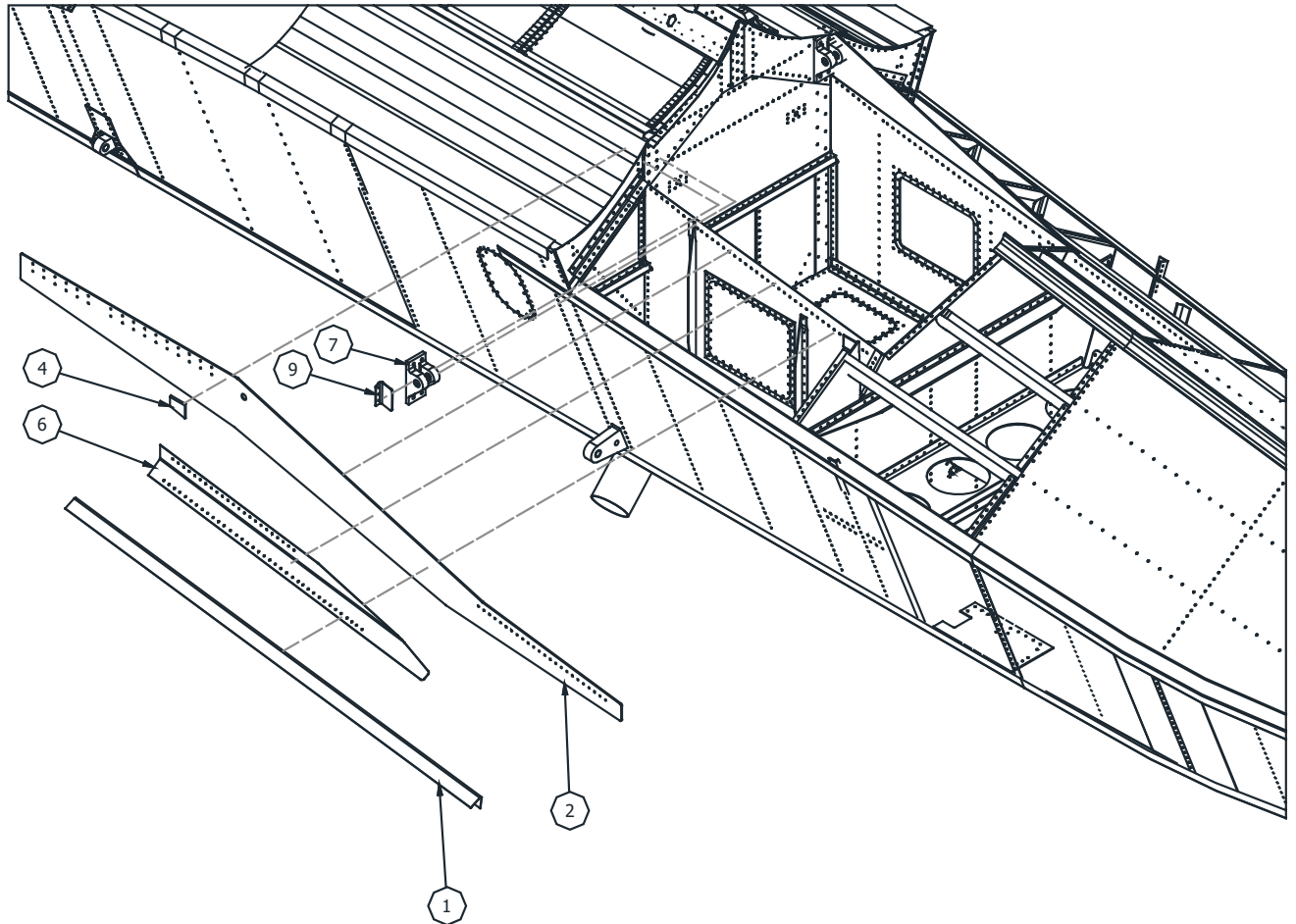
BOTTOM SKINS & STIFFENERS



PARTS MANUAL
10000 AMPHIBIAN FLOATS ON AT-802 AND AT-802A - FIRE BOSS CONVERSION

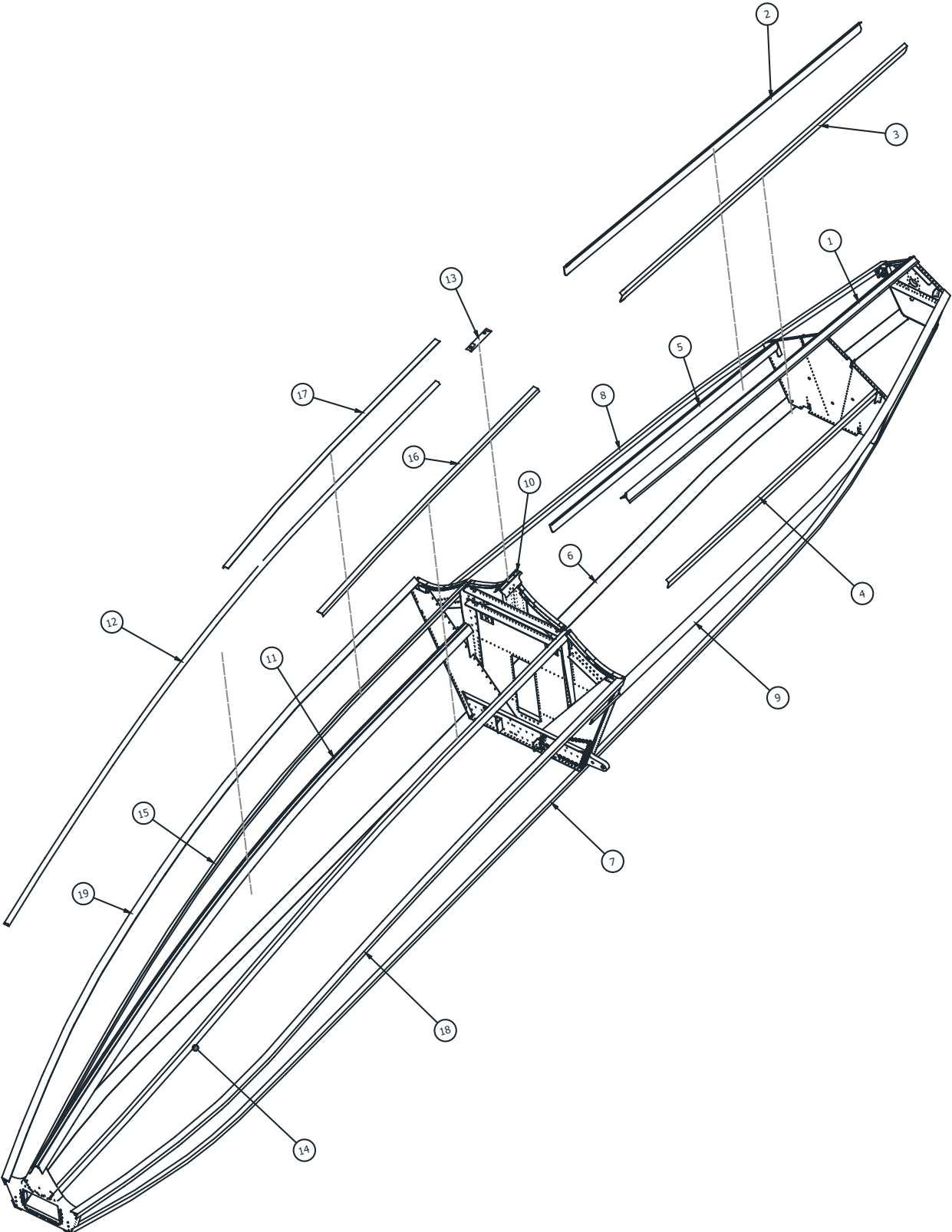
ITEM	QTY	PART NO.	PART DESCRIPTION
1	1	10A01001-072	DOUBLER, SCOOP TUNNEL, LEFT
2	1	10A01001-073	DOUBLER, SCOOP TUNNEL, RIGHT
3	1	10A01158-265	SKIN - BOTTOM, AFT, LT, 10000 FLOAT
4	1	10A01158-266	SKIN, BOTTOM, AFT, RT, 10000 FLOAT
5	2	10A01162-067	SKIN - BOTTOM SPLICE
6	1	10A01163-098	SKIN - BOTTOM, FWD SPLICE, LOWER, LH
7	1	10A01163-111	SKIN, BOTTOM, FWD, SPLICE, LOWER, RH
8	1	13A01153-013	SKIN - BOTTOM UPPER FWD LT.
9	1	13A01153-014	SKIN, BOTTOM, UPPER, RT.
10	1	13A01163-043	SKIN - BOTTOM LOWER FWD LT.
11	1	13A01163-044	SKIN, BTM. LOWER RT.
12	1	13A01359-175	STIFFENER-AFT. SKIN, AFT. LT.
13	1	13A01359-176	STIFFENER-AFT. SKIN, AFT. RT.
14	1	13A01359-177	STIFFENER-AFT. SKIN, FWD. LT.
15	1	13A01359-178	STIFFENER-AFT. SKIN, FWD. RT.
16	1	1007945	SKIN, BOTTOM AFT FWD, LEFT
17	1	1007946	SKIN, BOTTOM, AFT FWD, RIGHT

WHEEL WELL STEP AREA LEFT AND RIGHT FLOATS



ITEM	QTY	PART NO.	PART DESCRIPTION
1	4	6A01008-070	ANGLE, CARRY THUR INSIDE
2	4	13A01001-035	STRAP-CARRYTHRU
3	2	13A01160-017	SPACER CARRY THRU STRAP #17 B
4	2	13A01160-018	SPACER CARRY THRU STRAP #17 B
5	2	13A01162-013	ANGLE, CARRY THRU OUTER LT.
6	2	13A01162-014	ANGLE, CARRY THRU OUTER RT.
7	2	13A04030-002	ASSEMBLY, TRUNION, DRAG BRACE, RIGHT
8	2	13A04030-003	ASSEMBLY, TRUNION, DRAG BRACE, LEFT
9	2	1008721	ANGLE, SISTER KEEL ATTACH
10	2	1008722	ANGLE, SISTER KEEL ATTACH

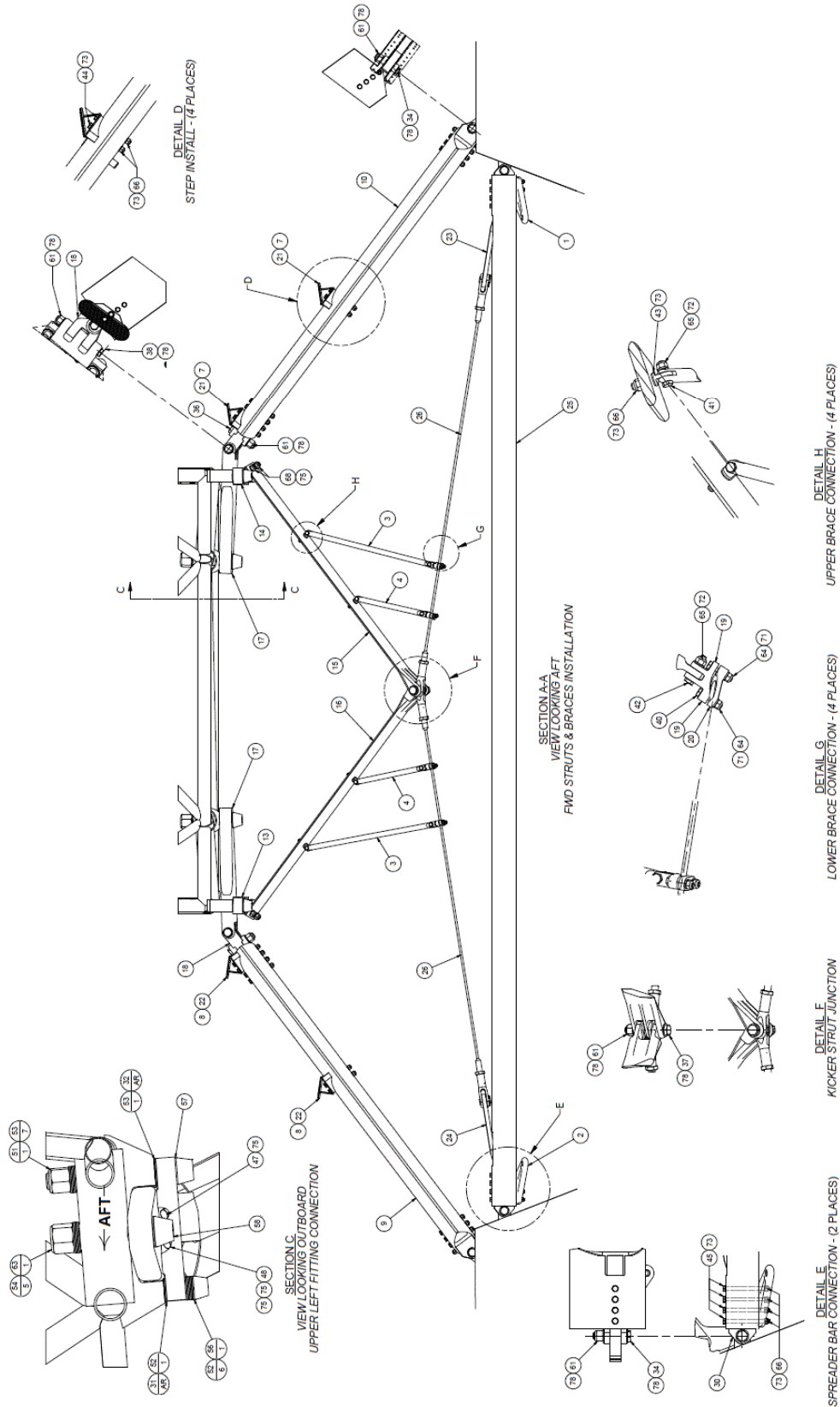
EXTRUSIONS HULL - CHINES



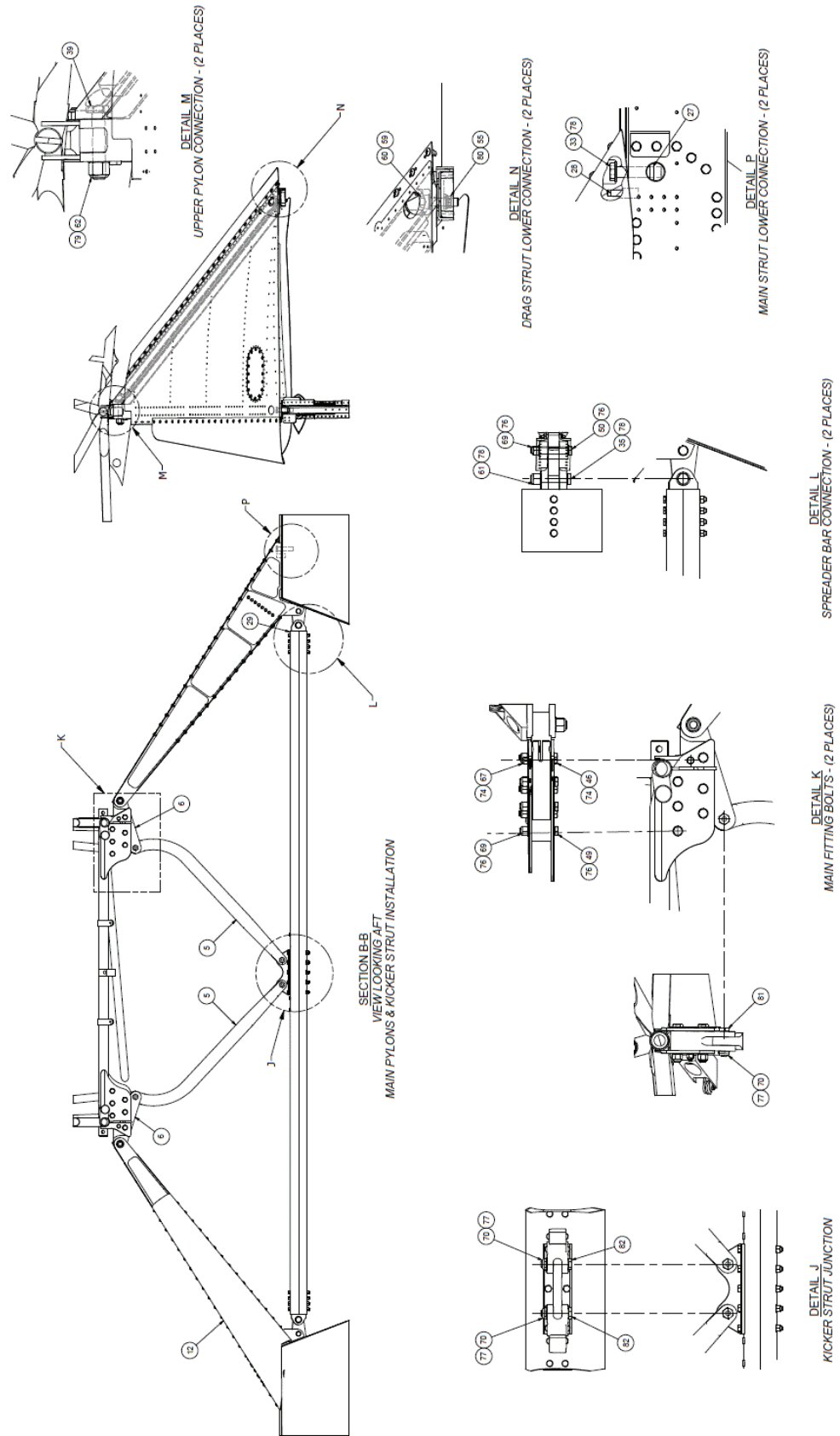
PARTS MANUAL
 10000 AMPHIBIAN FLOATS ON AT-802 AND AT-802A - FIRE BOSS CONVERSION

ITEM	QTY	PART NO.	PART DESCRIPTION
1	1	10A01328-002	KEEL - AFTERBODY
2	1	10A01383-047	SISTER KEEL - AFT INBD. LT.
3	1	10A01383-048	SISTER KEEL - AFT INBD. RT.
4	1	10A01383-049	SISTER KEEL - AFT OTBD. LT.
5	1	10A01383-050	SISTER KEEL - AFT OTBD. RT.
6	1	10A01384-003	GUNWALL LT.
7	1	10A01384-004	GUNWALL RT.
8	1	10A01386-003	CHINE - AFTERBODY LT.
9	1	10A01386-004	CHINE - AFTERBODY RT.
10	1	10A01387-002	END - MAIN KEEL - WATER BOMBER
11	1	10A01387-003	MAIN KEEL - WATER BOMBER
12	1	10A01388-002	WEAR STRIP - WATER BOMBER
13	1	10A01388-003	WEAR STRIP - AFT - WATER BOMBER
14	1	1001703	INNER SISTER KEEL FORWARD LEFT
15	1	1001704	INNER SISTER KEEL FORWARD RIGHT
16	1	1001781	SISTER KEEL OUTSIDE LT.
17	1	1001782	SISTER KEEL OUTSIDE RT.
18	1	1003515	CHINE - FORWARD LEFT HAND
19	1	1003516	CHINE - FORWARD RIGHT HAND

STRUTS, FRONT, REAR, & STEPS



PARTS MANUAL
 10000 AMPHIBIAN FLOATS ON AT-802 AND AT-802A - FIRE BOSS CONVERSION



PARTS MANUAL

10000 AMPHIBIAN FLOATS ON AT-802 AND AT-802A - FIRE BOSS CONVERSION

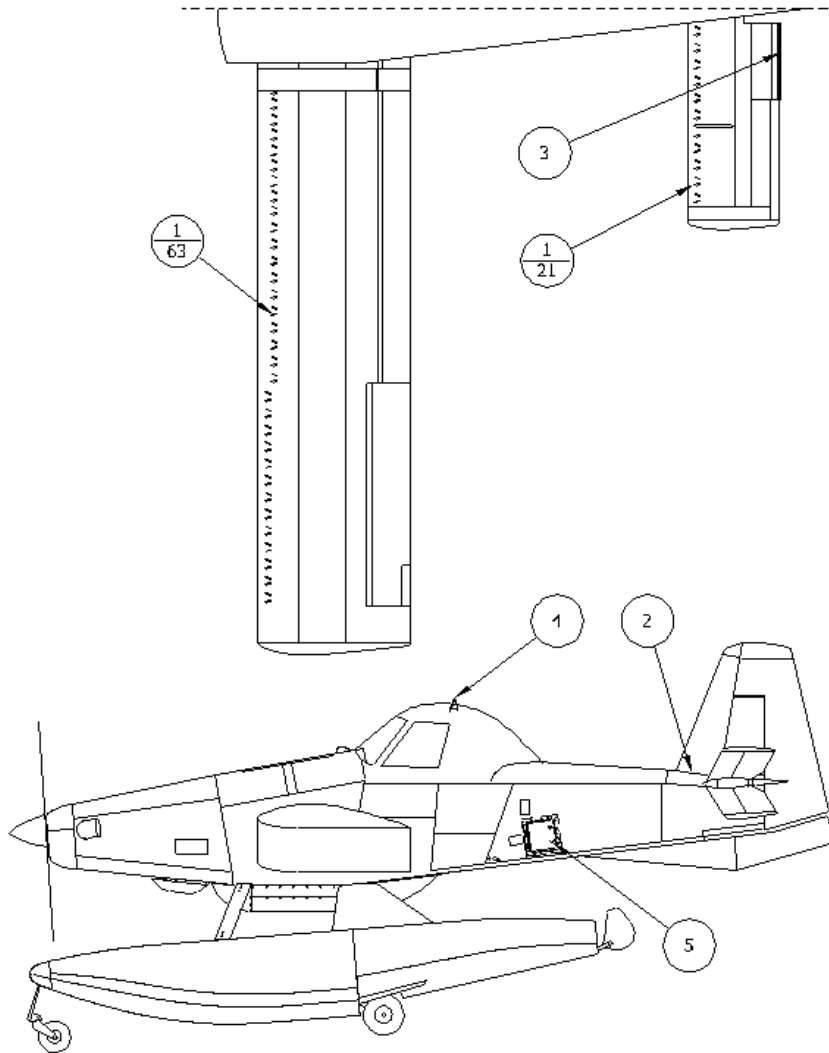
ITEM	QTY	PART NO.	PART DESCRIPTION
1	1	1001763	10000 TOW LUG, LEFT
2	1	1001764	10000 TOW LUG, RIGHT
3	2	1002002	BRACE - LONG - FORWARD - FLYWIRE
4	2	1002003	BRACE - SHORT - FORWARD - FLYWIRE
5	2	1002212	ASSY, KICKER STRUT, AT802
6	2	1002216	ASSY, FITTING, UPPER REAR, AT802
7	2	1008993	SPACER, STEP, LEFT, AT802
8	2	1008994	SPACER, STEP, RIGHT, AT802
9	1	10A02000-236	ASSEMBLY, STRUT, RIGHT
10	1	10A02000-237	ASSEMBLY, STRUT, LEFT
11	1	10A02000-245	ASS'Y - MAIN STRUT - PYLON
12	1	10A02000-246	ASS'Y - MAIN STRUT - PYLON
13	1	10A02030-009	MOUNT, KICKER STRUT, UPPER
14	1	10A02030-010	MOUNT, KICKER STRUT, UPPER
15	1	10A02178-001	KICKER STRUT - FWD - LH
16	1	10A02178-002	KICKER STRUT - FWD - RH
17	2	10A02208-003	FITTING - UPPER FWD - FUSELAGE
18	2	10A02208-004	FITTING - UPPER FWD - STRUT
19	4	10A02216-003	CLAMP, UPPER FORWARD FLYWIRE
20	4	10A02216-004	CLAMP, LOWER FORWARD FLYWIRE
21	2	10A02350-021	STEP, FWD, LH, AT802
22	2	10A02350-022	STEP, FWD, RH, AT802
23	1	10A02571-003	FITTING, FRONT DRAG WIRE, LOWER, LH
24	1	10A02571-004	FITTING, FRONT DRAG WIRE, LOWER, RH
25	1	10A03335-007	SPREADER BAR, FORWARD
26	2	13A02000-079	ASSEMBLY, FLY WIRE, AN680AC-4838
27	2	13A02458-005	BARREL NUT, LOCKING
28	2	13A02518-003	PIN - MAIN STRUT
29	1	13A03000-020	ASSEMBLY, SPREADER BAR, AFT
30	2	13A03030-005	FITTING FRONT SPEADER BAR
31	8	3088A325	SHIM, .875 ID, 1.375 OD, .010 THK, STEEL
32	8	3088A326	SHIM, 1.0 ID, 1.5 OD, .010 THK, STEEL
33	2	AN10-25A	BOLT, 5/8-18, 1.8125 GRIP, UNDRILLED, STEEL
34	4	AN10-30A	BOLT, 5/8-18, 2.1875 GRIP, UNDRILLED, STEEL
35	2	AN10-31A	BOLT, 5/8-18, 2.3125 GRIP, UNDRILLED, STEEL
36	2	AN10-32A	BOLT, 5/8-18, 2.4375 GRIP, UNDRILLED, STEEL
37	1	AN10-37A	BOLT, 5/8-18, 3.0625 GRIP, UNDRILLED, STEEL
38	2	AN10-65A	BOLT, 5/8-18, 5.8125 GRIP, UNDRILLED, STEEL
39	2	AN12-36A	BOLT, 3/4-16, 2.8125 GRIP, UNDRILLED, STEEL
40	8	AN3-11A	BOLT, 10-32, 0.75 GRIP, UNDRILLED, STEEL
41	4	AN4-10A	BOLT, 1/4-28, 0.5625 GRIP, UNDRILLED, STEEL

PARTS MANUAL

10000 AMPHIBIAN FLOATS ON AT-802 AND AT-802A - FIRE BOSS CONVERSION

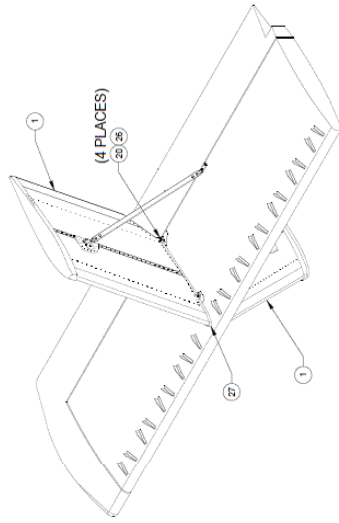
ITEM	QTY	PART NO.	PART DESCRIPTION
42	4	AN4-12A	BOLT, 1/4-28, 0.8125 GRIP, UNDRILLED, STEEL
43	4	AN44-10A	EYE BOLT
44	8	AN5-36A	BOLT, 5/16-24, 3.3125 GRIP, UNDRILLED, STEEL
45	8	AN5-40A	BOLT, 5/16-24, 3.5625 GRIP, UNDRILLED, STEEL
46	2	AN6-27A	BOLT, 3/8-24, 2.3125 GRIP, UNDRILLED, STEEL
47	2	AN7-26A	BOLT, 7/16-20, 2.1875 GRIP, UNDRILLED, STEEL
48	2	AN7-32A	BOLT, 7/16-20, 2.6875 GRIP, UNDRILLED, STEEL
49	12	AN8-30A	BOLT, 1/2-20, 2.3125 GRIP, UNDRILLED, STEEL
50	2	AN8-32A	BOLT, 1/2-20, 2.5625 GRIP, UNDRILLED, STEEL
51	2	F52N1610-164	NUT, LOCKING, AIR TRACTOR
52	16	MS20002-14	WASHER, HIGH STRENGTH, PLAIN, 7/8
53	16	MS20002-16	WASHER, HIGH STRENGTH, PLAIN, 1 IN
54	10	MS20002-18	WASHER, HIGH STRENGTH, PLAIN, 1-1/8
55	2	MS20002-8	WASHER, HIGH STRENGTH, PLAIN, 1/2
56	2	MS20002C14	WASHER, HIGH STRENGTH, COUNTERSINK, 7/8
57	2	MS20002C16	WASHER, HIGH STRENGTH, COUNTERSINK, 1IN
58	2	MS20002C18	WASHER, HIGH STRENGTH, COUNTERSINK, 1-1/8
59	2	MS20002C8	WASHER, HIGH STRENGTH, COUNTERSINK, 1/2
60	2	MS20008-15	BOLT, INTERNAL WRENCHING
61	11	MS21044N10	NUT, LOCKING, REGULAR HEIGHT, 5/8-18 UNF
62	2	MS21044N12	NUT, LOCKING, REGULAR HEIGHT, 3/4-16 UNF
63	2	MS21044N18	NUT, LOCKING, REGULAR HEIGHT, 3/4-16 UNF
64	8	MS21044N3	NUT, LOCKING, REGULAR HEIGHT, 10-32 UNF
65	8	MS21044N4	NUT, LOCKING, REGULAR HEIGHT, 1/4-28 UNF
66	20	MS21044N5	NUT, LOCKING, REGULAR HEIGHT, 5/16-24 UNF
67	2	MS21044N6	NUT, LOCKING, REGULAR HEIGHT, 3/8-24 UNF
68	4	MS21044N7	NUT, LOCKING, REGULAR HEIGHT, 7/16-20 UNF
69	14	MS21044N8	NUT, LOCKING, REGULAR HEIGHT, 1/2-20 UNF
70	4	MS21083N9	NUT, LOCKING, LOW HEIGHT, 9/16-18 UNF
71	8	NAS1149F0363P	WASHER, 0.203 ID, 0.063 THK, STEEL
72	8	NAS1149F0463P	WASHER, 0.265 ID, 0.063 THK, STEEL
73	40	NAS1149F0563P	WASHER, 0.328 ID, 0.063 THK, STEEL
74	4	NAS1149F0663P	WASHER, 0.39 ID, 0.063 THK, STEEL
75	10	NAS1149F0763P	WASHER, 0.453 ID, 0.063 THK, STEEL
76	28	NAS1149F0863P	WASHER, 0.515 ID, 0.063 THK, STEEL
77	4	NAS1149F0932P	WASHER, 0.578 ID, .032 THK, STEEL
78	22	NAS1149F1063P	WASHER, 0.64 ID, 0.063 THK, STEEL
79	2	NAS1149F1232P	WASHER, 0.765 ID, 0.032 THK, STEEL
80	2	NAS1805-8	NUT, 1/2-20, SELF LOCKING, DOUBLE HEX, SST
81	2	NAS6209-26	BOLT, CLOSE TOL, 9/16-18 UNF, 1.625 GRIP, UNDRILLED, STEEL
82	2	NAS6209-29	BOLT, CLOSE TOL, 9/16-18 UNF, 1.812 GRIP, UNDRILLED, STEEL

INSTALL FUSELAGE ITEMS

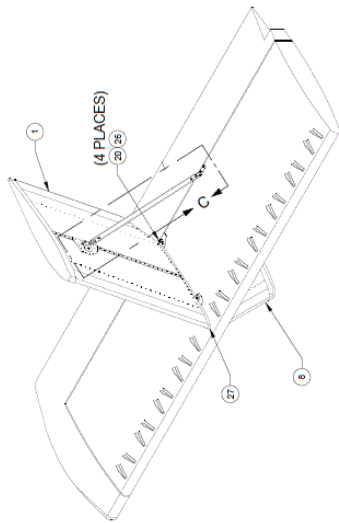


ITEM	QTY	PART NO.	PART DESCRIPTION
1	168	10A13340-182	VORTEX GENERATOR
2	4 FT	1-796	Y CHANNEL, RUBBER
	4 FT	S2145-1	CHANNEL, RUBBER, 5/8"
3	2	10A12150-190	EXTENSION, ELEVATOR SERVO TAB
4	2	10A16447-009	(SINGLE SEAT) BRACKET, LIFT
	1	10A16447-010	(2 SEATER) BRACKET - LIFT POINT - FUS.
	8	AN4-6A	BOLT, 1/4-28, 0.3125 GRIP, UNDRILLED, STEEL
	8	MS21044N4	NUT, LOCKING, REGULAR HEIGHT, 1/4-28 UNF
	8	NAS1149F0432P	WASHER, 0.265 ID, 0.032 THK, STEEL
5	1	1002075	ASSEMBLY ACCESS DOOR, HYD PUMP
	1	1002061	FRAME, ACCESS DOOR

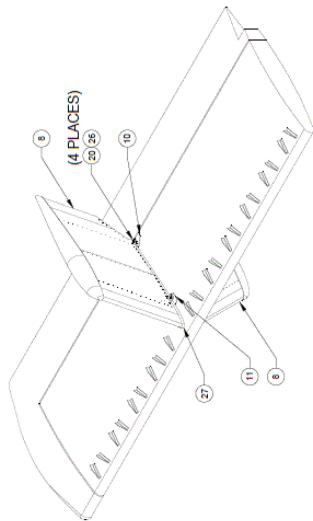
AUXILIARY FIN



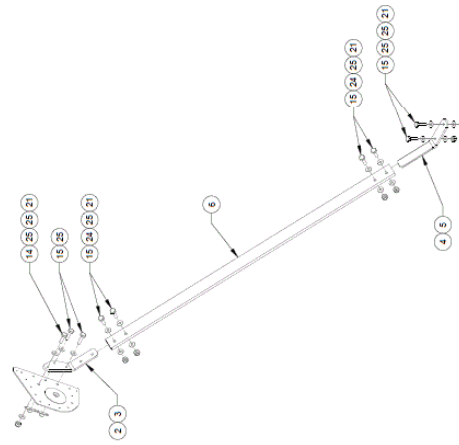
KIT -03
 RIGHT HORIZONTAL STABILIZER
 LEFT OPPOSITE



KIT -02
 RIGHT HORIZONTAL STABILIZER
 LEFT OPPOSITE



KIT -01
 RIGHT HORIZONTAL STABILIZER
 LEFT OPPOSITE



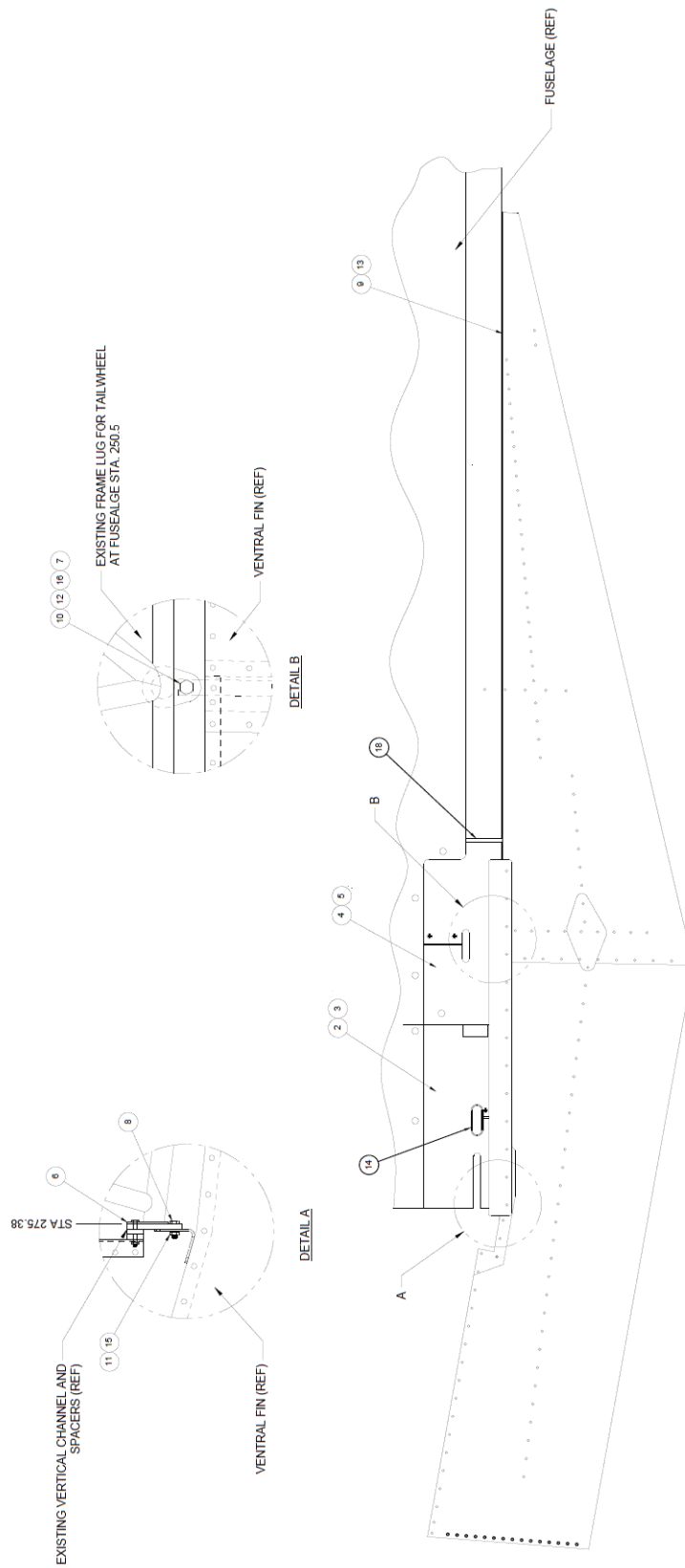
KIT DESCRIPTIONS	
-01	AT802A UP TO 1350 HP
-02	AT802A PT6A-67F AT 1600 HP
-03	AT802 PT6A-67F AT 1600 HP

PARTS MANUAL
10000 AMPHIBIAN FLOATS ON AT-802 AND AT-802A - FIRE BOSS CONVERSION

ITEM	QTY	PART NO.	PART DESCRIPTION
1	4	1003204	FINLET ASSEMBLY (TALL FINLETS)
2	2	1006731	FITTING, STRUT, UP RIGHT OR LOW LEFT
3	2	1006732	FITTING, STRUT, UP LEFT OR LOW RIGHT
4	2	1006739	FITTING, HORIZ, ALT (WITHOUT HOLES), TOP R/H, BOTTOM L/H
5	2	1006740	FITTING, HORIZ, ALT (WITHOUT HOLES), TOP L/H, BOTTOM R/H
6	4	1006741	STRUT, SUPPORT, LONG FINLET, AIR TRACTOR
7	1	1-796	Y CHANNEL, RUBBER
8	4	10A12000-071	FINLET ASSEMBLY, AT-802
9	8	10A12001-074	STRAP, SPAR (NOT SHOWN)
10	4	10A12005-412	DOUBLER, AFT FINLET
11	4	10A12005-413	COVER, FORWARD SLOT
12	2	10A12160-045	FINLET, ACCESS COVER (NOT SHOWN)
13	1	1300L-5-OZ	CEMENT ADHESIVE, 5 OZ, 3M
14	4	AN3-5A	BOLT SIZE 10-32, LENGTH +/- 1/64 - 21/32, GRIP LENGTH 1/4
15	32	AN3-6A	BOLT SIZE 10-32, LENGTH +/- 1/64 - 25/32, GRIP LENGTH 3/8
16	52	AN526-632R4	SCREW, 6-32 (NOT SHOWN)
17	10	CR3212-4-7	RIVET, CHERRY MAX, 1/8" DIA.
18	58	CR3213-4-1	RIVET, CHERRY MAX, 1/8" DIA. (NOT SHOWN)
19	4	CR3213-4-7	RIVET, CHERRY MAX, 1/8" DIA.
20	16	MS20002C4	WASHER, HIGH STRENGTH, TO FIT DIA 1/4", COUNTERSUNK
21	28	MS21044N3	NUT, HEX LOCKING NYLON INSERT STEEL CAD 2, 10-32
22	2	MS21051L4	NUTPLATE, ONE LUG, 1/4-28 THREAD
23	16	MS21075L4N	NUTPLATE, TWO LUG, 1/4-28 THREAD, LOW HEIGHT
24	16	NAS1149F0332P	WASHER FLAT, SCREW SIZE #10 OD.438 ID.203 THK.032
25	48	NAS1149F0363P	WASHER, 0.203 ID, 0.063 THK, STEEL
26	16	NAS624-8	BOLT, 12 POINT, EXTERNAL WRENCHING
27	20	S2145-1	CHANNEL, RUBBER, 5/8"

*Quantities can vary by kit number. Contact Wipaire Customer Service for details and reference Wipaire Drawing 7D1-4399.

VENTRAL FIN



PARTS MANUAL
10000 AMPHIBIAN FLOATS ON AT-802 AND AT-802A - FIRE BOSS CONVERSION

ITEM	QTY	PART NO.	PART DESCRIPTION
1	1	10A12000-058	ASSEMBLY, VENTRAL FIN, AT802
2	1	10A12000-072	ASSY, FAIRING, RH, AFT, VENTRAL FIN, AT802
3	1	10A12000-073	ASSY, FAIRING, LH, AFT, VENTRAL FIN, AT802
4	1	10A12000-074	ASSY, FAIRING, RH, FWD, TAIL, AT802
5	1	10A12000-075	ASSY, FAIRING, LH, FWD, TAIL, AT802
6	1	10A12234-004	MOUNT, VENTRAL FIN, AFT
7	2	30A02084-005	BUSHING - STRUT (.38 DIA BOLT)
8	1	AN4-7A	BOLT, 1/4-28, 0.4375 GRIP, UNDRILLED, STEEL
9	55	AN526C-1032R8	SCREW
10	1	AN6-32A	BOLT, 3/8-24, 2.6875 GRIP, UNDRILLED, STEEL
11	1	MS21044N4	NUT, LOCKING, REGULAR HEIGHT, 1/4-28 UNF
12	1	MS21044N6	NUT, LOCKING, REGULAR HEIGHT, 3/8-24 UNF
13	22	MS21047L3	NUT PLATE, FIXED, STEEL, PLAIN, 10-32
14	2	MS21266-1N	GROMMET EDGING, 1 FT
15	1	NAS1149F0463P	WASHER, 0.265 ID, 0.063 THK, STEEL
16	1	NAS1149F0663P	WASHER, 0.39 ID, 0.063 THK, STEEL
17	18 FT	PM-T1	TAPE, LEADING EDGE, 1" X 100FT
18	2 FT	S2145-1	CHANNEL, RUBBER. 5/8"

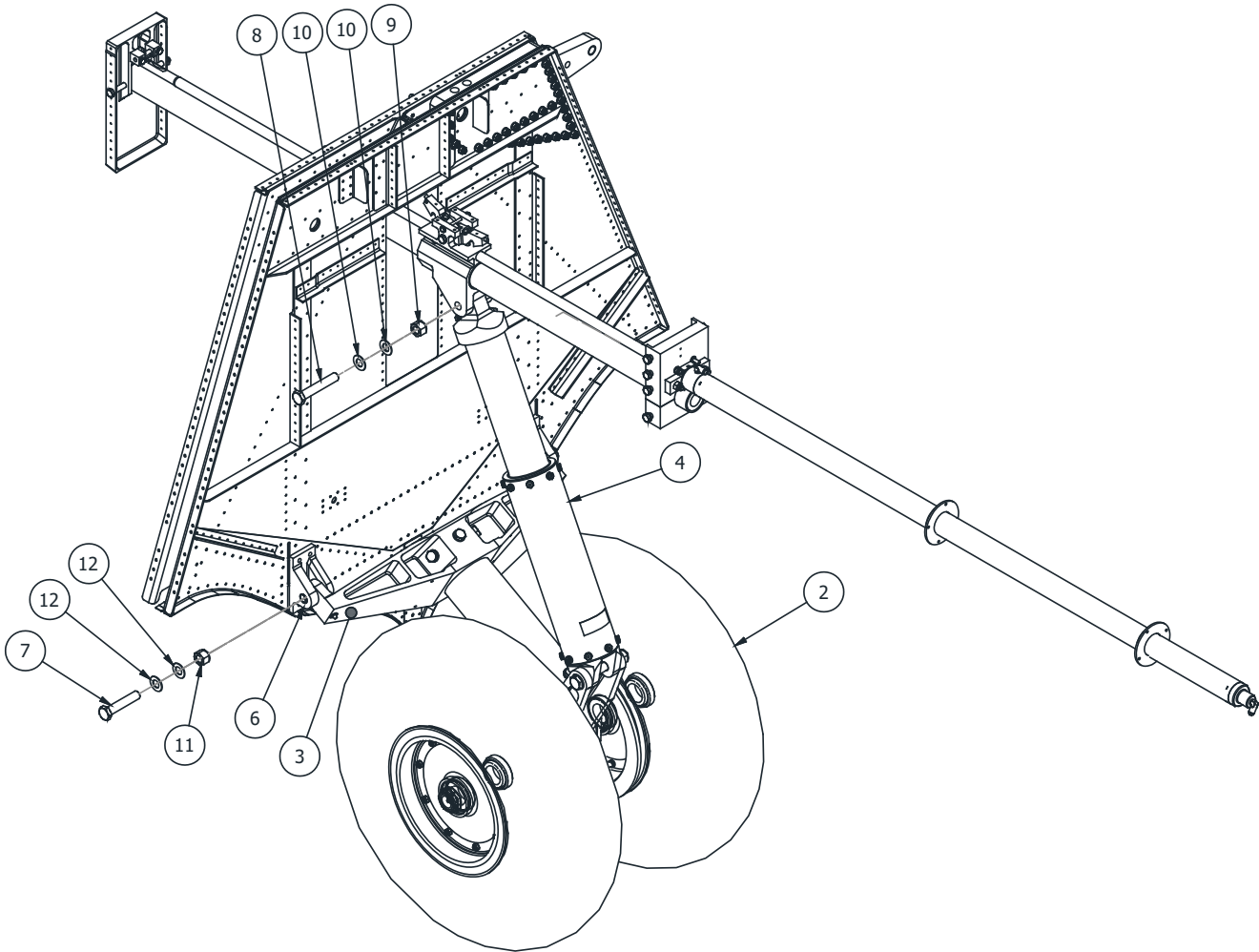
SECTION 3 LANDING GEAR AND HYDRAULICS



CONTENTS

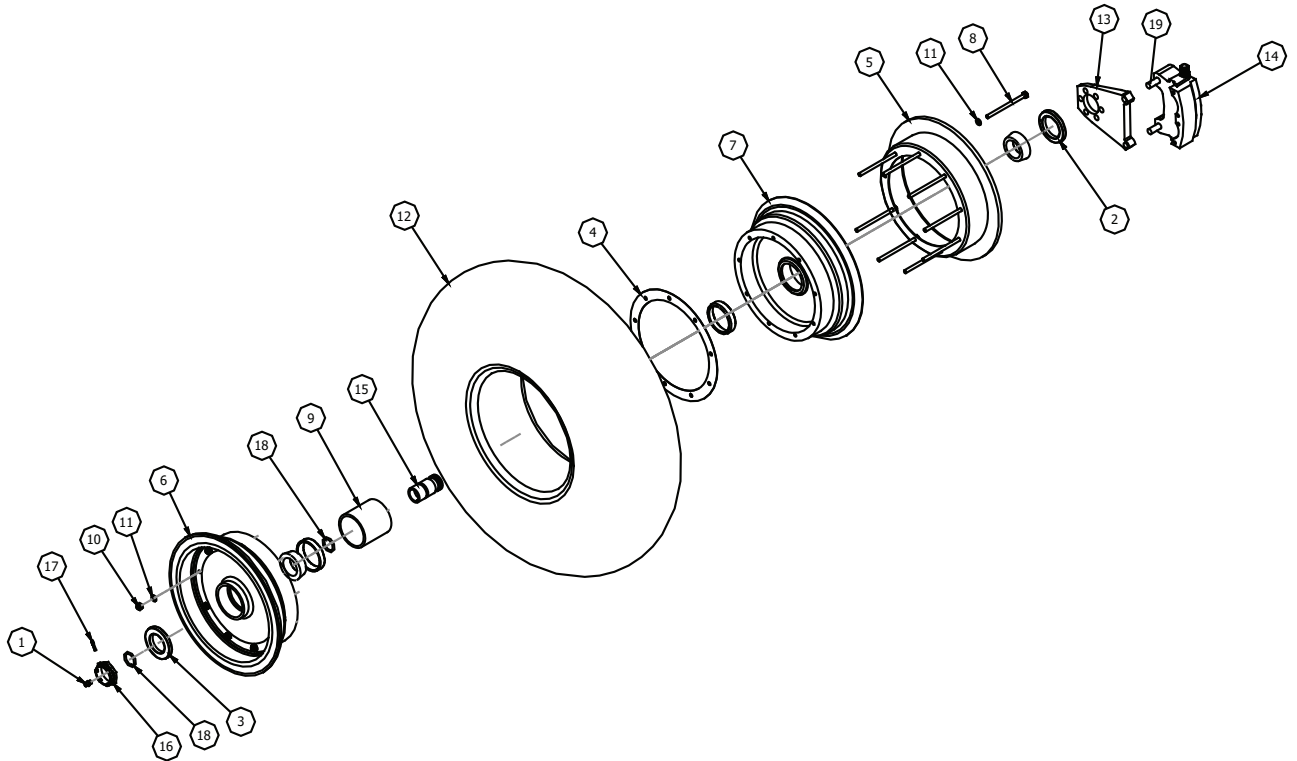
MAIN GEAR ASSEMBLY	60
MAIN GEAR WHEEL ASSEMBLY.....	61
MAIN GEAR AXLE ASSEMBLY	62
OLEO SHOCK STRUT ASSEMBLY (T-SEALS INSTALLED)	64
OLEO SHOCK STRUT ASSEMBLY (O-RINGS INSTALLED).....	66
MAIN GEAR RETRACTION (T-SEALS INSTALLED).....	68
MAIN GEAR RETRACTION (O-RINGS INSTALLED).....	71
NOSE GEAR LOWER END ASSEMBLY	74
NOSE GEAR RETRACTION ASSEMBLY (T-SEALS INSTALLED).....	77
NOSE GEAR RETRACTION ASSEMBLY (O-RINGS INSTALLED).....	80
HYDRAULIC SCHEMATIC	83
INSTALLATION HYDRAULIC PUMP AT-802A.....	85
INSTALLATION HYDRAULIC PUMP AT-802	87
HYDRAULIC PUMP ASSEMBLY	89
SPIN ON FILTER.....	91
HYDRAULIC PUMP	92
INSTALLATION HYDRAULIC HAND PUMP.....	94
INSTALLATION BRAKE LINES.....	96

MAIN GEAR ASSEMBLY



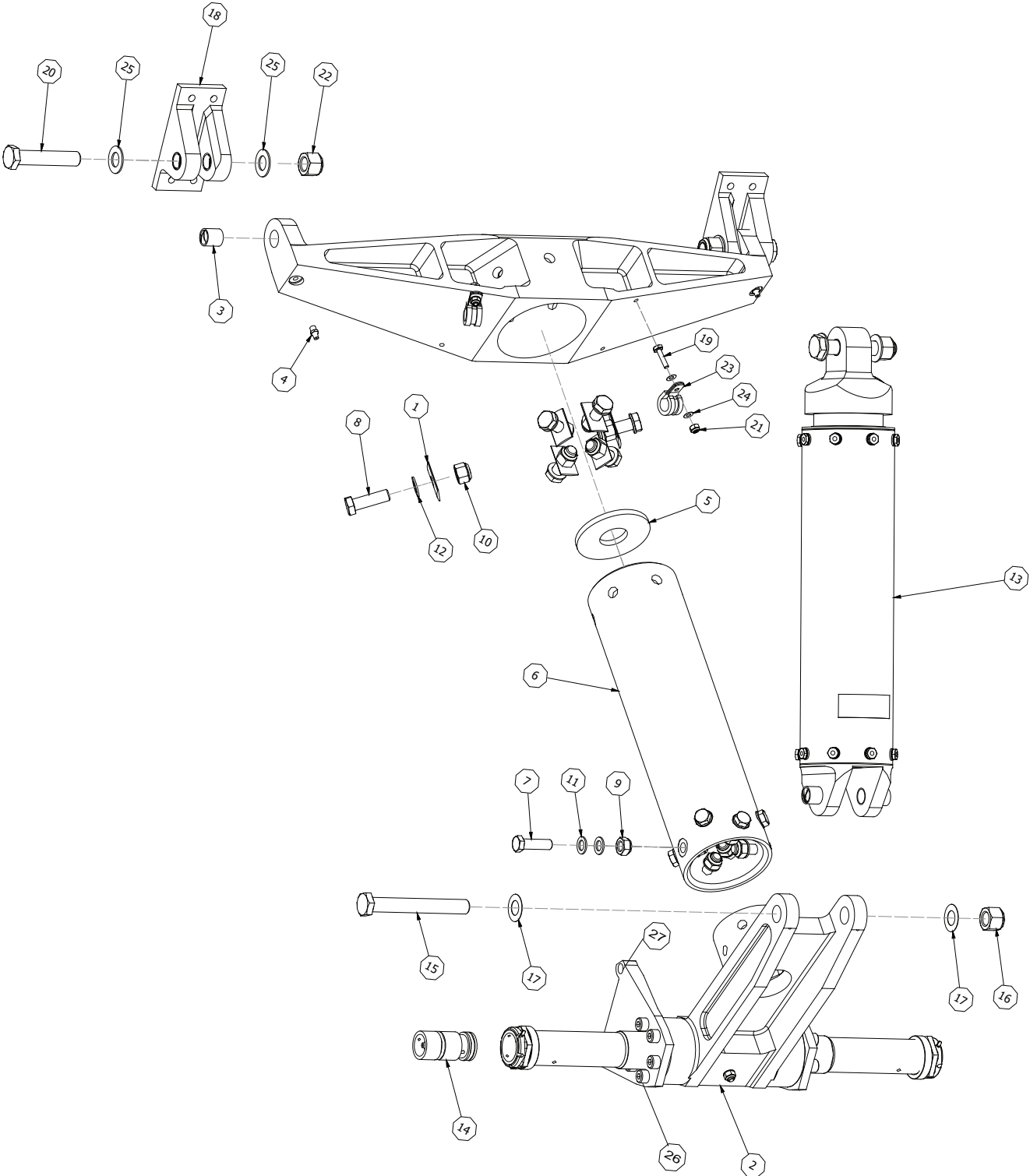
ITEM	QTY	PART NO.	PART DESCRIPTION
1	1	13A04000-056	MAIN AXLE SHOCK STRUT WHEEL & BRAKE
2	2	13A04000-055	MAIN WHEEL ASSEMBLY
3	1	13A04000-057	ASSEMBLY, DRAG BRACE, 13000 & 10000
4	1	13A04000-059	ASSEMBLY - SHOCK STRUT
5	1	13A04030-002	ASSEMBLY, TRUNION, DRAG BRACE, RIGHT
6	1	13A04030-003	ASSEMBLY, TRUNION, DRAG BRACE, LEFT
7	2	AN10-32A	BOLT, 5/8-18 THREAD, STEEL CAD II PLATED
8	1	AN10-34A	BOLT, 5/8-18 THREAD, 2-11/16" GRIP, 3-41/64" LENGTH
9	1	MS21044N10	NUT, 5/8-18 THREAD, NYLON INSERT, 250 DEG
10	2	NAS1149F1063P	WASHER, AIRFRAME, CARBON STEEL, TO FIT DIA 5/8"
11	2	MS21044N10	NUT, SELFLOCKING, 5/8-18 THREAD, NYLON INSERT, 250 DEG
12	4	NAS1149D1063J	WASHER, ALUMINUM, TO FIT DIA 5/8", ANODIZED FINISH

MAIN GEAR WHEEL ASSEMBLY



ITEM	QTY	PART NO.	PART DESCRIPTION
1	2	1095K41	FITTING, 1/4-28 MALE & BALL VALVE, 10PCS/PKG, 1/2" LENGTH
2	1	1001994	SEAL, OUTER
3	1	1001996	SEAL, INNER
4	1	13A04620-002	SPACER, TEFLON
5	1	164-03006	BRAKE DISC, 7-3/4" DIA, 9 MOUNTING HOLES, FOR 13A000
6	1	40-101DL	WHEEL, MAIN ASSEMBLY, 10,000/13,000
7	1	40-101DR	WHEEL, MAIN ASSEMBLY, 10,000/13,000
8	9	AN4-40A	BOLT, AIRFRAME, 1/4-28 THREAD, 3-9/16" GRIP, 4-1/32" LENGTH
9	1	GREASE RTNR	GREASE RETAINER INCLUDED IN WHEEL ASSEMBLY
10	9	MS21044N4	NUT, HEX LOCKING NYLON INSERT STEEL CAD 2, 1/4-28
11	18	NAS1149F0463P	WASHER FLAT, SCREW SIZE 1/4 OD.500 ID.265 THK.063 STEEL
12	1	AA1N6	TIRE, 8.50 X 10.00 - 8, MAIN 10,000 & 13000
13	1	075-04200	TORQUE PLATE, 1-3/4" DIA, LENGTH 6-1/2"
14	1	091-03000	BRAKE CALIPER, PARKER
15	2	6A04263-003	GREASE INSERT-MAIN AXLE
16	2	MS21025-24	NUT, AXLE
17	2	MS24665-349	PIN, COTTER, 1/8" DIA, 1/2" LENGTH, CARBON STEEL
18	4	MS28775-214	O RING, DIA 0.984
19	4	103-11700	BOLT (SEE PARKER BREAK CALIPER

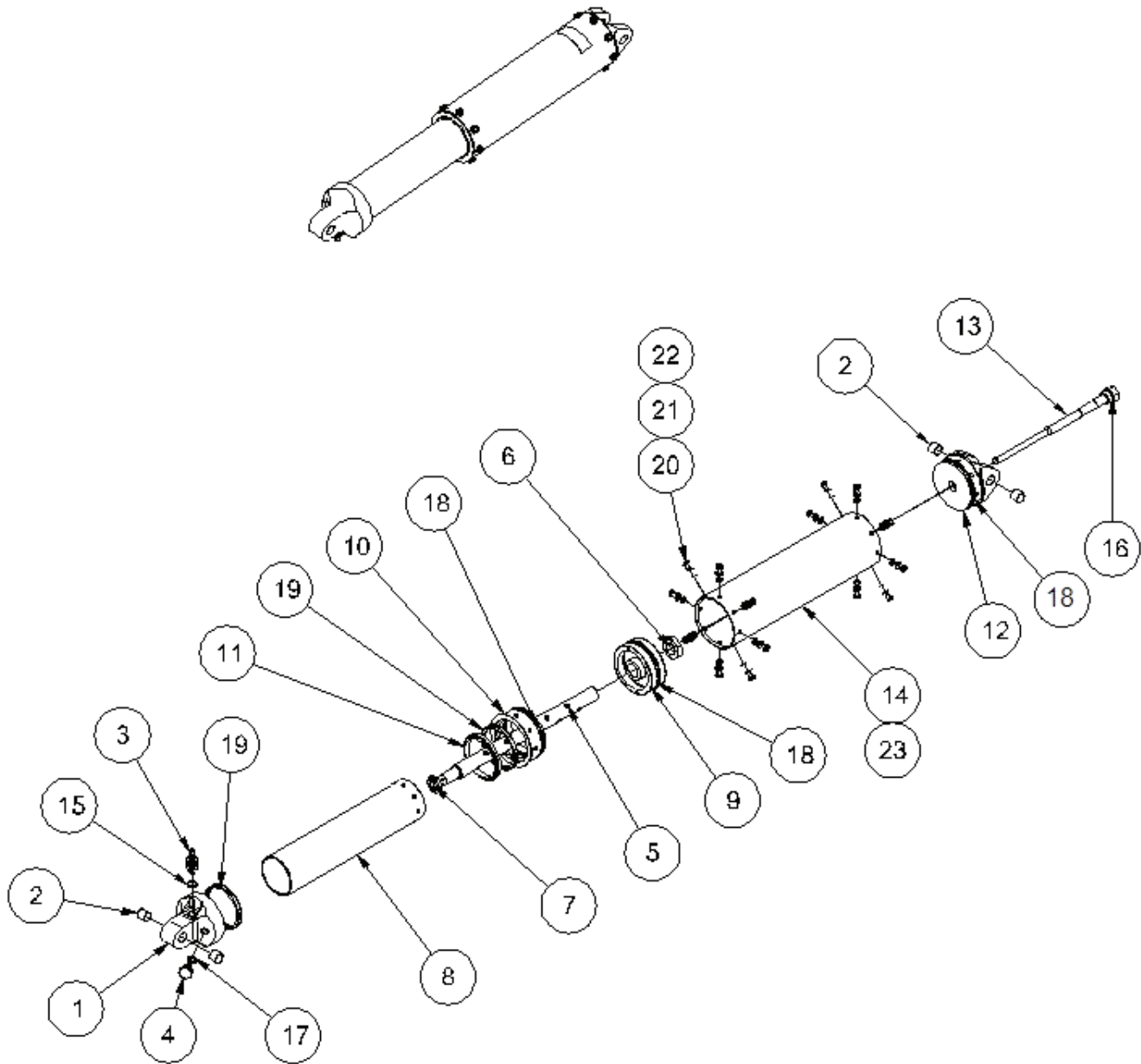
MAIN GEAR AXLE ASSEMBLY



PARTS MANUAL
10000 AMPHIBIAN FLOATS ON AT-802 AND AT-802A - FIRE BOSS CONVERSION

ITEM	QTY	PART NO.	PART DESCRIPTION
1	6	1008027	WASHER, CUSTOM, DRAG BRACE
2	1	13A04000-058	AXLE ASSY.-MAIN GEAR
3	2	1001886-01	BUSHING, SLEEVE OIL GROOVED (.625"ID X .750"OD X .750"L)
4	2	1095K41	FITTING, 1/4-28 MALE & BALL VALVE, 10PCS/PKG, 1/2" LENGTH
5	1	13A04231-003	PLUG, DRAG TUBE
6	1	13A04289-001	TUBE, MAIN GEAR
7	8	AN7-13A	BOLT, 7/16-20 THREAD, 13/16" GRIP, 1-15/32" LENGTH
8	6	AN8-14A	BOLT, AIRFRAME, 1/2-20 THREAD, 13/16" GRIP, 1-19/32" LENGTH
9	8	MS21044N7	NUT, LOCKING, REGULAR HEIGHT, 7/16-20 UNF
10	6	MS21044N8	NUT, SELF LOCKING, 1/2-20 THREAD, NYLON INSERT, 250 DEG.
11	16	NAS1149D0763J	WASHER, ALUMINUM, TO FIT DIA 7/16", ANODIZED FINISH
12	6	NAS1149D0863J	WASHER, ALUMINUM, TO FIT DIA 1/2", ANODIZED FINISH
13	1	13A04000-059	ASSEMBLY - SHOCK STRUT
14	2	6A04263-003	GREASE INSERT-MAIN AXLE
15	1	AN10-46A	BOLT, 5/8-18 THREAD, 3-15/16" GRIP, 4-57/64" LENGTH
16	1	MS21044N10	NUT, SELF LOCKING, 5/8-18 THREAD, NYLON INSERT, 250 DEG
17	2	NAS1149D1016J	WASHER, ALUMINUM, TO FIT DIA 5/8", ANODIZED FINISH
18	1	13A04030-003	ASSEMBLY, TRUNION, DRAG BRACE, LEFT
19	2	AN3-7A	BOLT SIZE 10-32, LENGTH +/- 1/64 - 29/32, GRIP LENGTH 1/2
20	2	AN10-32A	BOLT, 5/8-18 THREAD, STEEL CAD II PLATED, NO HOLE SHANK
21	2	MS21044N3	NUT, HEX LOCKING NYLON INSERT STEEL CAD 2, 10-32
22	2	MS21044N10	NUT, SELF LOCKING, 5/8-18 THREAD, NYLON INSERT, 250 DEG
23	2	MS21919WDG9	CLAMP, DIA 9/16", ALUMINUM BAND, CHLOROPRENE CUSHION
24	4	NAS1149D0316J	WASHER, 0.203 ID, 0.016 THK, ALUMINUM
25	4	NAS1149D1063J	WASHER, ALUMINUM, TO FIT DIA 5/8", ANODIZED FINISH
26	12	MS16997-99	SCREW, CAP, SOCKET, HEAD
27	2	075-04200	TORQUE PLATE

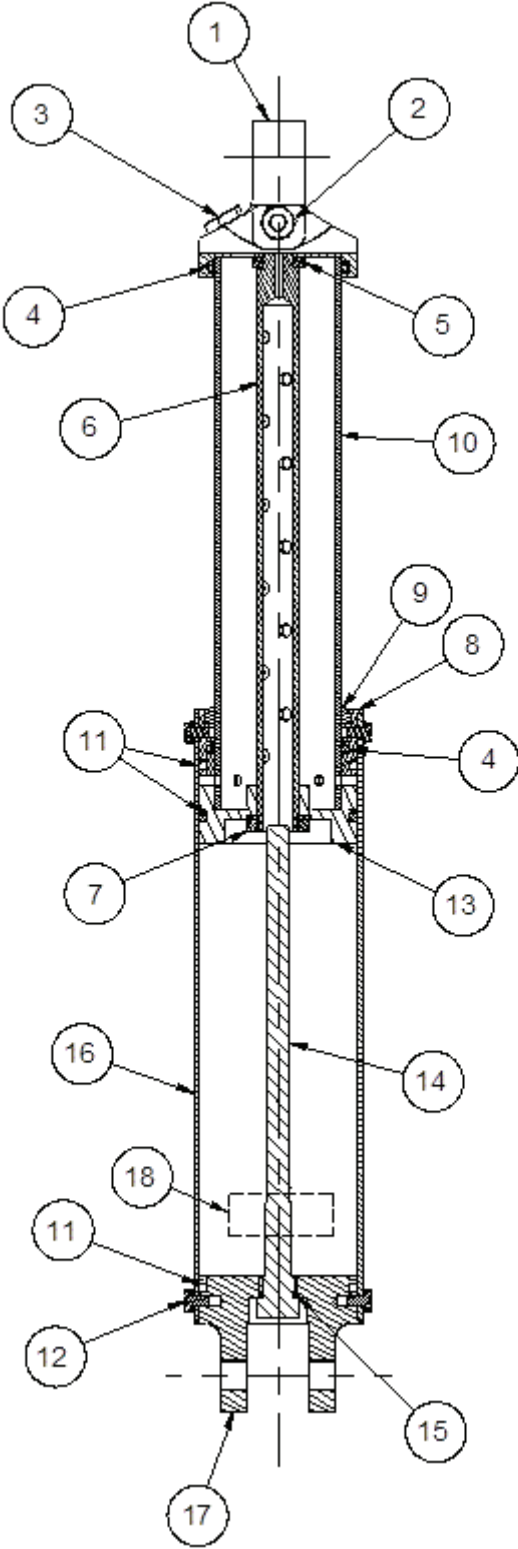
OLEO SHOCK STRUT ASSEMBLY (T-SEALS INSTALLED)



PARTS MANUAL
 10000 AMPHIBIAN FLOATS ON AT-802 AND AT-802A - FIRE BOSS CONVERSION

ITEM	QTY	PART NO.	PART DESCRIPTION
-	1	13A04000-059	SHOCK STRUT ASSEMBLY (COMPLETE)
-	1	KT13A04-001	OLEO REBUILD KIT (INCLUDES ITEMS 11, 15, 16, 17, 18, 19)
1	1	13A04098-003	CAP - UPPER END
2	4	10DU10	TEFLON LINED BEARING, 5/8" DIA, 5/8" LENGTH
3	1	MS28889-2	VALVE
4	1	6A04271-003	PLUG
5	1	1001031	METERING TUBE
6	1	6A04276-001	NUT, CHECK, SHOCK STRUT LOWER
7	1	6A04275-001	NUT, CHECK, SHOCK STRUT UPPER
8	1	13A04498-002	INNER CYLINDER
9	1	13A04098-005	PISTON
10	1	13A04297-002	GLAND
11	1	8881910	WIPER (HALLITE INC.)
12	1	13A04098-004	CAP, LOWER END
13	1	13A04261-006	METERING PIN
14	1	13A04119-001	OUTER CYLINDER
15	1	MS28775-015	O RING, DIA 0.551
16	1	MS28775-116	O RING, DIA 0.737, AN6227-14
17	1	MS28775-111	O RING, DIA 0.424, AN6227-9
18	3	1001930	T-SEAL
19	2	1001929	T-SEAL
20	16	NAS6204-2	BOLT, CLOSE TOLERANCE, 1/4-28 UNF, 1.062 GRIP
21	16	MS35333-40	STAR WASHER
22	16	NAS1149D0463J	WASHER, 0.265 ID, 0.063 THK, ALUMINUM
23	1	7A3-4089	PLACARD

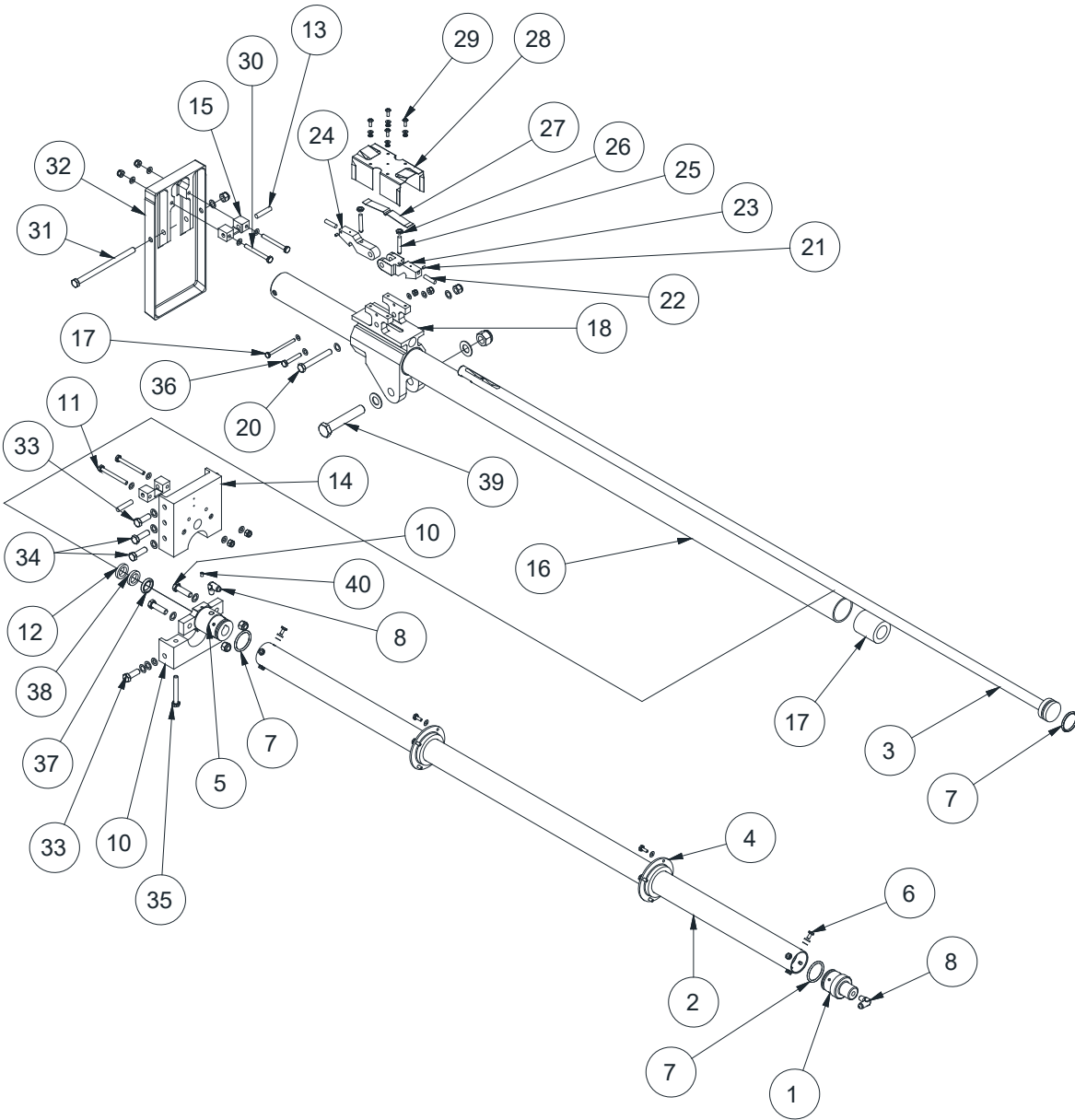
OLEO SHOCK STRUT ASSEMBLY (O-RINGS INSTALLED)



PARTS MANUAL
 10000 AMPHIBIAN FLOATS ON AT-802 AND AT-802A - FIRE BOSS CONVERSION

ITEM	QTY	PART NO.	PART DESCRIPTION
-	1	13A04000-059	ASSY SHOCK STRUT (COMPLETE)
1	1	13A04098-003	CAP UPPER END
	1	10DU10	TEFLON LINED BEARING, 5/8" DIA, 5/8" LENGTH
2	1	MS28889-2	VALVE, AIR, HIGH PRESSURE CHARGING, 5000 PSI
	1	MS28775-015	O RING, DIA 0.551
3	1	6A04271-003	CAP-FILLER
	1	MS28775-111	O RING, DIA 0.424, AN6227-9
4	2	MS28775-337	O RING, DIA 2.975
5	1	6A04275-001	NUT, CHECK, SHOCK STRUT UPPER
6	1	1001031	METERING TUBE
7	1	6A04276-001	NUT, CHECK, SHOCK STRUT LOWER
8	1	13A04297-002	GLAND
9	1	8881910	WIPER
10	1	13A04498-002	INNER CYLINDER, SHOCK STRUT
11	3	MS28775-340	O RING, DIA 3.35
12	16	NAS6204-2	BOLT, CLOSE TOLERANCE, 1/4-28 UNF, 1.062 GRIP
	16	NAS1149D0463J	WASHER, 0.265 ID, 0.063 THK, ALUMINUM
	16	MS35333-40	STAR WASHER
13	1	13A04098-005	PISTON
14	1	13A04261-006	METERING TUBE
15	1	MS28775-116	O RING, DIA 0.737, AN6227-14
16	1	13A04119-001	OUTER CYLINDER, SHOCK STRUT
17	1	13A04098-004	CAP-LOWER END
	2	10DU10	TEFLON LINED BEARING, 5/8" DIA, 5/8" LENGTH
18	1	7A3-4089	PLACARD

MAIN GEAR RETRACTION (T-SEALS INSTALLED)



ITEM	QTY	PART NO.	PART DESCRIPTION
1	1	1002236	ASSEMBLY CYLINDER - END CAP
2	1	1002010	CYLINDER, RAM, MAIN, 10000 & 13000
3	1	1002224	ASSEMBLY, RAM, MAIN GEAR, 10000 & 13000
4	2	6A05181-001	RING - CYLINDER SUPPORT
	2	MS28775-327	"O" RING, DIA 1.725
	8	AN3-4A	BOLT, 10-32, 0.125 GRIP, UNDRILLED, STEEL
	8	NAS1149F0363P	WASHER, 0.203 ID, 0.063 THK, STEEL
	8	MS21044N3	NUT, LOCKING, REGULAR HEIGHT, 10-32 UNF
5	1	1002235	ASSEMBLY CYLINDER FLANGE, MAIN GEAR

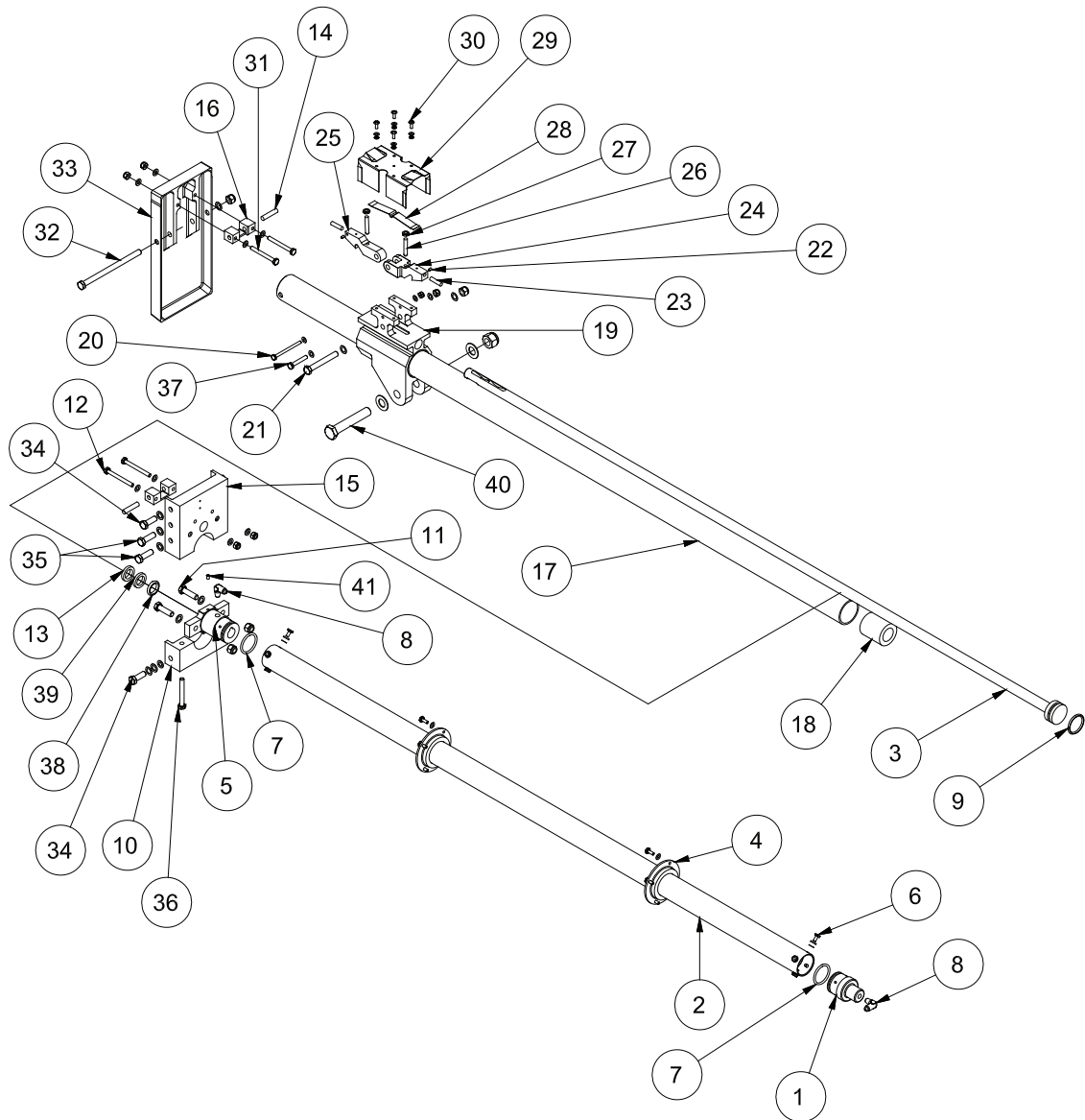
PARTS MANUAL
10000 AMPHIBIAN FLOATS ON AT-802 AND AT-802A - FIRE BOSS CONVERSION

ITEM	QTY	PART NO.	PART DESCRIPTION
6	8	NAS6203-2	BOLT
	8	NAS1149D0363J	WASHER, 0.203 ID, 0.063 THK, ALUMINUM
	8	MS35333-39	WASHER - STAR
7	2	1002229	PISTON, T SEAL
8	2	MS20822-4D	ELBOW FITTING, FLARED TUBE AND PIPE THREADS, 90 DEG
9	1	13A05073-004	CAP - FITTING, AFT, SLIDE TUBE
10	2	AN6-12A	BOLT, AIRFRAME, 3/8-24 THREAD, 11/16" GRIP, 1-21/64" LENGTH
	4	NAS1149F0663P	WASHER, 0.39 ID, 0.063 THK, STEEL
	2	MS21044N6	NUT, LOCKING, REGULAR HEIGHT, 3/8-24 UNF
11	2	AN4-24A	BOLT, AIRFRAME, 1/4-28 THREAD, 2-1/16" GRIP, CARBON STEEL
	4	NAS1149F0463P	WASHER, 0.265 ID, 0.063 THK, STEEL
	2	MS21044N4	NUT, LOCKING, REGULAR HEIGHT, 1/4-28 UNF
12	1	8880410	WIPER - NYLON
13	2	6A05702-008	PIN, MAIN GEAR LOCK
14	1	13A05064-002	FITTING - AFT, SLIDE TUBE
15	2	6A05193-001	CATCH LOCK HOOK
16	1	13A05120-001	TUBE, SLIDE, MAIN GEAR
17	1	13A05099-001	END, SLIDE TUBE
18	1	1002239	CARRIAGE
	2	32DU16	BUSHING (GARLOCK X 2)
19	1	AN3-25A	BOLT, AIRFRAME, 10-32 THREAD, 2-1/4" GRIP, 2-21/32" LENGTH
	2	NAS1149F0363P	WASHER, 0.203 ID, 0.063 THK, STEEL
	1	MS21044N3	NUT, LOCKING, REGULAR HEIGHT, 10-32 UNF
20	1	AN6-26A	BOLT SIZE 3/8-24, LENGTH 1/64 - 2-53/64, GRIP LENGTH 2-3/16
	2	NAS1149D0663J	WASHER, 0.39 ID, 0.063 THK, ALUMINUM
	1	MS21044N6	NUT, LOCKING, REGULAR HEIGHT, 3/8-24 UNF
21	2	10-32X3/16 S.S.CP	SET SCREW, 10-32 X 3/16 S.S CP
22	2	3A05701-001	MAGNET, HOOK LATCH, MAIN GEAR
23	1	6A05042-001	HOOK - MAIN GEAR LOCK
24	1	6A05041-001	LOCK - MAIN, FWD, 61, 8, 10, 13
25	2	6A05087-001	SCREW, ADJUSTING, MAIN GEAR LOCK
26	2	AN316-4R	JAMB NUT
27	1	6A05533-001	SPRING - LOCK
28	1	6A05158-019	COVER - CARRIAGE
29	4	AN526-832R8	SCREW - COVER ATTACH
	4	NAS1149FN816P	WASHER, 0.174 ID, 0.016 THK, STEEL
	4	MS35333-38	STAR WASHER
30	2	AN4-24A	BOLT, AIRFRAME, 1/4-28 THREAD, 2-1/16" GRIP, CARBON STEEL
	4	NAS1149F0463P	WASHER, 0.265 ID, 0.063 THK, STEEL
	2	MS21044N4	NUT, LOCKING, REGULAR HEIGHT, 1/4-28 UNF
31	1	AN6-56A	BOLT, AIRFRAME, 3/8-24 THREAD, 5-3/16" GRIP, 5-53/64 LENGTH

PARTS MANUAL
10000 AMPHIBIAN FLOATS ON AT-802 AND AT-802A - FIRE BOSS CONVERSION

ITEM	QTY	PART NO.	PART DESCRIPTION
	1	NAS1149F0663P	WASHER, 0.39 ID, 0.063 THK, STEEL
	1	MS21044N6	NUT, LOCKING, REGULAR HEIGHT, 3/8-24 UNF
32	1	13A01210-003	FITTING FWD TUNNEL
33	4	AN6-10A	BOLT, AIRFRAME, 3/8-24 THREAD, 7/16" GRIP, 1-5/64" LENGTH
	4	MS1149D0663J	WASHER
	4	MS21044N6	NUT, LOCKING, REGULAR HEIGHT, 3/8-24 UNF
34	4	AN6-11A	BOLT, 3/8-24, 0.5625 GRIP, UNDRILLED, STEEL
	4	NAS1149D0663J	WASHER, 0.39 ID, 0.063 THK, ALUMINUM
	4	MS21044N5	NUT, HEX LOCKING NYLON INSERT STEEL 5/16-24
35	2	AN5H22A	BOLT, AIRFRAME, 5/16-24 THREAD, 1-13/16" GRIP, STEEL CAD
	2	NAS1149F0563P	WASHER, 0.328 ID, 0.063 THK, STEEL
	2	MS21044N5	NUT, HEX LOCKING NYLON INSERT STEEL 5/16-24
36	1	AN4-14A	BOLT, 1/4-28, 1.0625 GRIP, UNDRILLED, STEEL
	2	NAS1149D0463J	WASHER, 0.265 ID, 0.063 THK, ALUMINUM
	1	MS21044N4	NUT, LOCKING, REGULAR HEIGHT, 1/4-28 UNF
37	2	1002231	ROD, T SEAL
38	1	6A05580-004	WIPER, MAIN GEAR, 8000, 10, 61
39	1	AN10-34A	BOLT, 5/8-18 THREAD, 2-11/16" GRIP, 3-41/64" LENGTH
	2	NAS1149D1032J	WASHER
	1	MS21044N10	NUT, LOCKING, REGULAR HEIGHT, 5/8-18 UNF
40	1	1214K1	COVER, OIL COVER DRIVE IN

MAIN GEAR RETRACTION (O-RINGS INSTALLED)



ITEM	QTY	PART NO.	PART DESCRIPTION
1	1	6A05268-001	CYLINDER - END CAP
2	1	13A05116-005	CYLINDER - OUTSIDE
3	1	13A05000-012	ASSEMBLY - RAM
4	2	6A05181-001	RING - CYLINDER SUPPORT
	2	MS28775-327	"O" RING, DIA 1.725
	8	AN3-4A	BOLT, 10-32, 0.125 GRIP, UNDRILLED, STEEL
	8	NAS1149F0363P	WASHER, 0.203 ID, 0.063 THK, STEEL
	8	MS21044N3	NUT, LOCKING, REGULAR HEIGHT, 10-32 UNF
5	1	6A05199-001	FLANGE - CYLINDER END

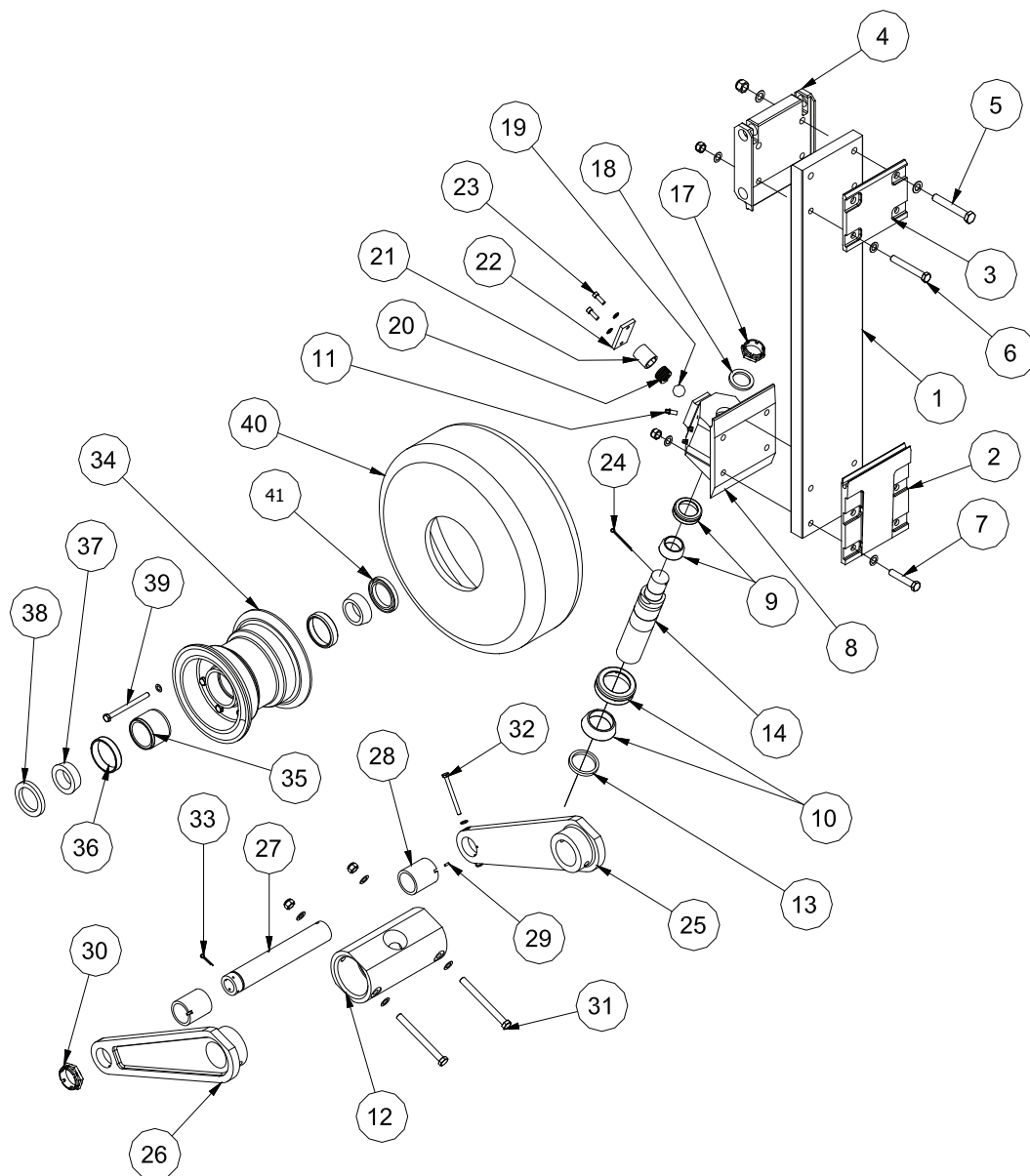
PARTS MANUAL
10000 AMPHIBIAN FLOATS ON AT-802 AND AT-802A - FIRE BOSS CONVERSION

ITEM	QTY	PART NO.	PART DESCRIPTION
6	8	NAS6203-2	BOLT
	8	NAS1149D0363J	WASHER, 0.203 ID, 0.063 THK, ALUMINUM
	8	MS35333-39	WASHER - STAR
7	2	MS28775-220	O RING, DIA 1.359, AN6227-25
8	2	MS20822-4D	ELBOW FITTING, FLARED TUBE AND PIPE THREADS, 90 DEG
9	1	MS28775-219	O RING, DIA 1.296, AN6227-24
10	1	13A05073-004	CAP - FITTING, AFT, SLIDE TUBE
11	2	AN6-12A	BOLT, AIRFRAME, 3/8-24 THREAD, 11/16" GRIP, 1-21/64" LENGTH
	4	NAS1149F0663P	WASHER, 0.39 ID, 0.063 THK, STEEL
	2	MS21044N6	NUT, LOCKING, REGULAR HEIGHT, 3/8-24 UNF
12	2	AN4-24A	BOLT, AIRFRAME, 1/4-28 THREAD, 2-1/16" GRIP, CARBON STEEL
	4	NAS1149F0463P	WASHER, 0.265 ID, 0.063 THK, STEEL
	2	MS21044N4	NUT, LOCKING, REGULAR HEIGHT, 1/4-28 UNF
13	1	8880410	WIPER - NYLON
14	2	6A05702-008	PIN, MAIN GEAR LOCK
15	1	13A05064-002	FITTING - AFT, SLIDE TUBE
16	2	6A05193-001	CATCH LOCK HOOK
17	1	13A05120-001	TUBE, SLIDE, MAIN GEAR
18	1	13A05099-001	END, SLIDE TUBE
19	1	13A05316-001	CARRIAGE WITH BUSHINGS
	2	32DU16	BUSHING (GARLOCK X 2)
20	1	AN3-25A	BOLT, AIRFRAME, 10-32 THREAD, 2-1/4" GRIP, 2-21/32" LENGTH
	2	NAS1149F0363P	WASHER, 0.203 ID, 0.063 THK, STEEL
	1	MS21044N3	NUT, LOCKING, REGULAR HEIGHT, 10-32 UNF
21	1	AN6-26A	BOLT SIZE 3/8-24, LENGTH 1/64 - 2-53/64, GRIP LENGTH 2-3/16
	2	NAS1149D0663J	WASHER, 0.39 ID, 0.063 THK, ALUMINUM
	1	MS21044N6	NUT, LOCKING, REGULAR HEIGHT, 3/8-24 UNF
22	2	1032NF X 3/16	SET SCREW - MAGNET
23	2	3A05701-001	MAGNET, HOOK LATCH, MAIN GEAR
24	1	6A05042-001	HOOK - MAIN GEAR LOCK
25	1	6A05041-001	LOCK - MAIN, FWD, 61, 8, 10,13
26	2	6A05087-001	SCREW, ADJUSTING, MAIN GEAR LOCK
27	2	AN316-4R	JAMB NUT
28	1	6A05533-001	SPRING, MAIN GEAR LOCK
29	1	6A05158-019	COVER - CARRIAGE
30	4	AN526-832R8	SCREW - COVER ATTACH
	4	NAS1149FN816P	WASHER, 0.174 ID, 0.016 THK, STEEL
	4	MS35333-38	STAR WASHER
31	2	AN4-24A	BOLT, AIRFRAME, 1/4-28 THREAD, 2-1/16" GRIP, CARBON STEEL
	4	NAS1149F0463P	WASHER, 0.265 ID, 0.063 THK, STEEL
	2	MS21044N4	NUT, LOCKING, REGULAR HEIGHT, 1/4-28 UNF

PARTS MANUAL
 10000 AMPHIBIAN FLOATS ON AT-802 AND AT-802A - FIRE BOSS CONVERSION

ITEM	QTY	PART NO.	PART DESCRIPTION
32	1	AN6-56A	BOLT, AIRFRAME, 3/8-24 THREAD, 5-3/16" GRIP, 5-53/64 LENGTH
	1	NAS1149F0663P	WASHER, 0.39 ID, 0.063 THK, STEEL
	1	MS21044N6	NUT, LOCKING, REGULAR HEIGHT, 3/8-24 UNF
33	1	13A01210-003	FITTING FWD TUNNEL
34	4	AN6-10A	BOLT, AIRFRAME, 3/8-24 THREAD, 7/16" GRIP, 1-5/64" LENGTH
	4	MS1149D0663J	WASHER
	4	MS21044N6	NUT, LOCKING, REGULAR HEIGHT, 3/8-24 UNF
35	4	AN6-11A	BOLT, 3/8-24, 0.5625 GRIP, UNDRILLED, STEEL
	4	MS1149D0663J	WASHER
	4	MS21044N5	NUT, HEX LOCKING NYLON INSERT STEEL 5/16-24
36	2	AN5H22A	BOLT, AIRFRAME, 5/16-24 THREAD, 1-13/16" GRIP, STEEL CAD
	2	NAS1149F0563P	WASHER, 0.328 ID, 0.063 THK, STEEL
	2	MS21044N5	NUT, HEX LOCKING NYLON INSERT STEEL 5/16-24
37	1	AN4-14A	BOLT, 1/4-28, 1.0625 GRIP, UNDRILLED, STEEL
	2	NAS1149D0463J	WASHER, 0.265 ID, 0.063 THK, ALUMINUM
	1	MS21044N4	NUT, LOCKING, REGULAR HEIGHT, 1/4-28 UNF
38	1	MS28775-314	"O" RING
39	1	6A05580-004	WIPER, MAIN GEAR, 8000, 10, 61
40	1	AN10-34A	BOLT, 5/8-18 THREAD, 2-11/16" GRIP, 3-41/64" LENGTH
	2	NAS1149D1032J	WASHER
	1	MS21044N10	NUT, LOCKING, REGULAR HEIGHT, 5/8-18 UNF
41	1	1214K1	COVER, OIL COVER DRIVE IN

NOSE GEAR LOWER END ASSEMBLY



ITEM	QTY	PART NO.	PART DESCRIPTION
1	1	13A06633-001	SPRING – NOSE (YELLOW)
	1	1001879	SPRING – NOSE (WHITE)
2	1	13A07232-001	PLATE - UP STOP
3	1	13A07212-002	PLATE, NOSE SPRING UPPER
4	1	13A07080-001	TROLLEY
5	2	AN8-33A	BOLT, 1/2-20 THREAD, 2-11/16" GRIP, 3-15/32" LENGTH
	2	NAS1149F0863P	WASHER, AIRFRAME, CARBON STEEL, TO FIT DIA 1/2"
	2	NAS1149D0816J	WASHER, 0.515 ID, 0.016 THK, ALUMINUM
	2	MS21044N8	NUT, LOCKING, REGULAR HEIGHT, 1/2-20 UNF

PARTS MANUAL
10000 AMPHIBIAN FLOATS ON AT-802 AND AT-802A - FIRE BOSS CONVERSION

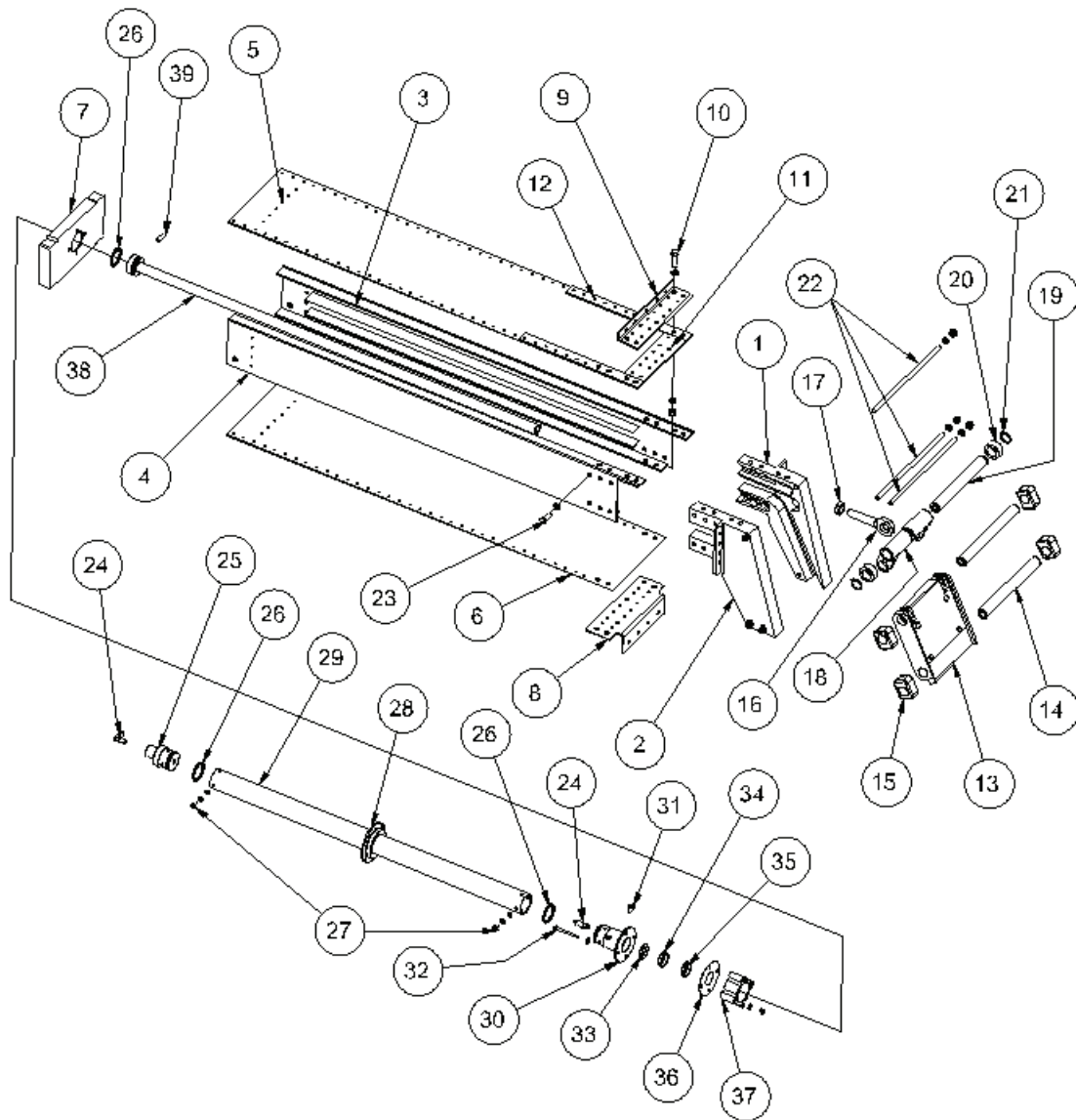
ITEM	QTY	PART NO.	PART DESCRIPTION
6	2	AN7-31A	BOLT, 7/16-20 THREAD, 2-9/16" GRIP, 3-7/32" LENGTH
	2	NAS1149F0763P	WASHER, 0.453 ID, 0.063 THK, STEEL
	2	NAS1149D0716J	WASHER, AIRFRAME, ALUMINUM, FIT DIAM 7/16", ANODIZED
	2	MS21044N7	NUT, LOCKING, REGULAR HEIGHT, 7/16-20 UNF
7	4	AN7-24A	BOLT, 7/16-20 THREAD, 1-15/16" GRIP, 2-19/32" LENGTH
	8	NAS1149F0732P	WASHER, 0.453 ID, 0.032 THK, STEEL
	4	MS21044N7	NUT, LOCKING, REGULAR HEIGHT, 7/16-20 UNF
	1	10A06000-039	PIVOT BLOCK ASSY.
8	1	10A06000-034	PIVOT BLOCK
9	1	10A06000-036	CONTACT BEARING CUP & CONE ASSEMBLY SOLD AS A SET ONLY (SHRINK FIT)
10	1	10A06000-037	CONTACT BEARING CUP & CONE ASSEMBLY SOLD AS A SET ONLY (SHRINK FIT)
11	3	1095K41	GREASE ZERK
17	1	MS21025-20	CASTLE NUT
18	1	10A06462-020	WASHER - NOSE PIVOT
19	1	9528K32	BALL BEARING
20	1	3A06525-002	SPRING
21	1	10A06512-004	RETAINER - NOSE PIVOT BALL
22	1	3A06037-001	CAP - PIVOT BLOCK
23	2	MS16997-60	SCREW, CAP, SOCKET HEAD, 1/4-20X1.500, STEEL
	2	MS35333-40	STAR WASHER
24	1	MS24665-359	COTTER PIN
25	1	13A06199-007	LEG - NOSE FORK LT.
26	1	13A06199-008	LEG - NOSE FORK RT.
27	1	13A06097-001	AXLE - NOSE WHEEL
	1	1095K41	GREASE ZERK
28	2	13A06251-002	SPACER - AXLE
29	2	215-125-0750	ROLL PIN
30	1	MS21025-24	NUT, AXLE
31	2	AN7-43A	BOLT, 7/16-20 THREAD, 3-13/16" GRIP, 4-15/32" LENGTH
	2	NAS1149F0763P	WASHER, 0.453 ID, 0.063 THK, STEEL
	2	NAS1149F0732P	WASHER, 0.453 ID, 0.032 THK, STEEL
	2	MS21044N7	NUT, LOCKING, REGULAR HEIGHT, 7/16-20 UNF
32	1	AN4-27A	BOLT, 1/4-28 THREAD, 2-7/16" GRIP, 2-29/32" LENGTH
	2	NAS1149F0463P	WASHER, 0.265 ID, 0.063 THK, STEEL
	1	MS21044N4	NUT, LOCKING, REGULAR HEIGHT, 1/4-28 UNF
33	1	MS24665-349	COTTER PIN
34	1	13A06000-015	NOSE WHEEL ASSEMBLY (W/ TIRE & TUBE)
	1	40-426	WHEEL ASSEMBLY (INCLUDES 35 THRU 41)
35	1	067-14700	GREASE RETAINER

PARTS MANUAL

10000 AMPHIBIAN FLOATS ON AT-802 AND AT-802A - FIRE BOSS CONVERSION

ITEM	QTY	PART NO.	PART DESCRIPTION
36	2	13836	CUP - BEARING
37	2	13889	CONE - BEARING
38	1	472439	SEAL - OUTSIDE (UNDRILLED)
39	6	AN5-35A	BOLT, 5/16-24, 3.1875 GRIP, UNDRILLED, STEEL
	12	NAS1149F0532P	WASHER, 0.328 ID, 0.032 THK, STEEL
	6	MS21044N5	NUT, HEX LOCKING NYLON INSERT STEEL 5/16-24
40	1	AA1E6	TIRE 600 X 6 8 PLY
	1	XA1AD	TUBE 600 X 6
1	1	1002264	SEAL - INSIDE (DRILLED)

NOSE GEAR RETRACTION ASSEMBLY (T-SEALS INSTALLED)



ITEM	QTY	PART NO.	PART DESCRIPTION
1	1	13A07104-001	TRACK - FRONT LT.
2	1	13A07104-002	TRACK - FRONT RT.
3	1	13A07373-001	TRACK - SIDE LT.
4	1	13A07373-002	TRACK - SIDE RT.
5	1	13A07156-082	COVER - NOSE BOX - TOP
	4	AN5-6A	BOLT, AIRFRAME, 5/16-24 THREAD, 5/16" GRIP, 27/32" LENGTH
	8	NAS1149F0563P	WASHER, 0.328 ID, 0.063 THK, STEEL
	4	MS21044N5	NUT, HEX LOCKING NYLON INSERT STEEL 5/16-24
6	1	13A07156-083	COVER - NOSE BOX - BOTTOM
7	1	13A07201-003	END CAP - NOSE BOX

PARTS MANUAL

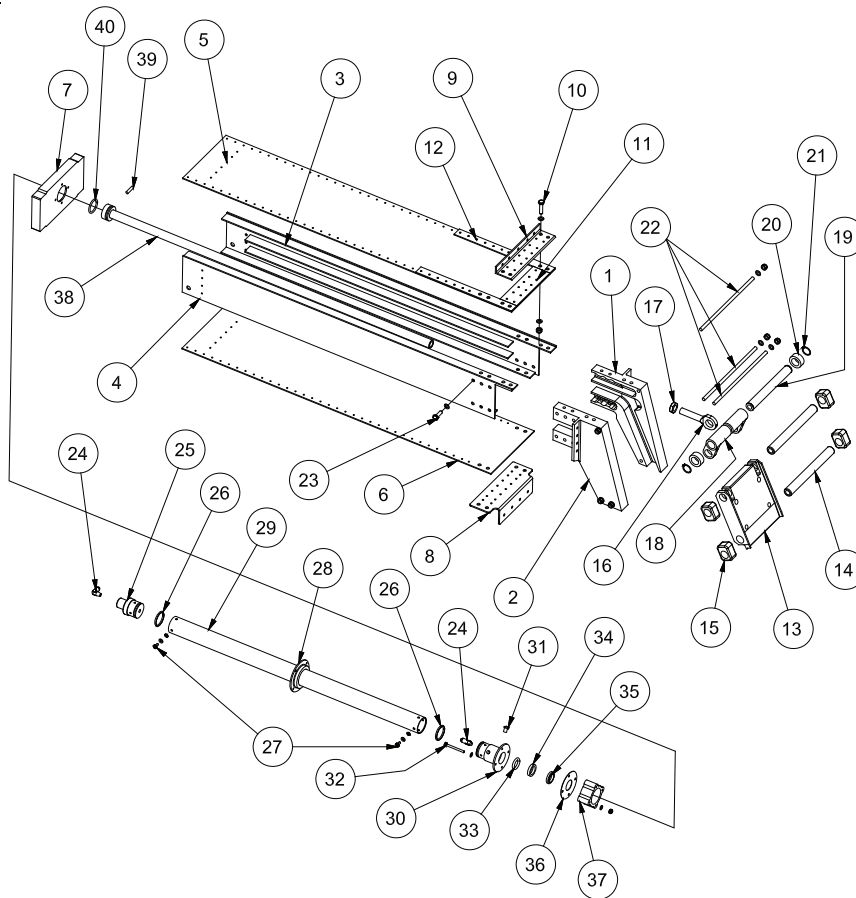
10000 AMPHIBIAN FLOATS ON AT-802 AND AT-802A - FIRE BOSS CONVERSION

ITEM	QTY	PART NO.	PART DESCRIPTION
8	1	13A07160-011	ANGLE - NOSE BOX - BOTTOM
	4	AN5-6A	BOLT, AIRFRAME, 5/16-24 THREAD, 5/16" GRIP, 27/32" LENGTH
	8	NAS1149F0563P	WASHER, 0.328 ID, 0.063 THK, STEEL
	4	MS21044N5	NUT, HEX LOCKING NYLON INSERT STEEL 5/16-24
9	1	13A07357-048	ANGLE - NOSE BOX - TOP
10	4	AN5-12A	BOLT SIZE 5/16-24 LENGTH 1/64 - 1-11/32 GRIP LENGTH 13/16
	8	NAS1149F0563P	WASHER, 0.328 ID, 0.063 THK, STEEL
	4	MS21044N5	NUT, HEX LOCKING NYLON INSERT STEEL 5/16-24
11	1	13A07156-086	SPACERS - NOSE BOX
12	2	13A07156-087	SPACERS - NOSE BOX
13	1	13A07080-001	TROLLEY - NOSE GEAR
14	2	13A07475-001	AXLE - NOSE GEAR TROLLEY
15	4	10A07595-001	BLOCK - SLIDE
16	1	13A07257-003	ROD END
17	1	AN316-10R	JAMB NUT
18	2	13A07185-004	LINK - NOSE GEAR RAM
19	1	13A07475-002	AXLE - LINK - NOSE GEAR
20	2	13A07543-003	ROLLER - LOCK
21	2	5100-87-H	SNAP RING
22	3	13A07476-001	ROD - NOSE GEAR TRACK
	6	NAS1149F0563P	WASHER, 0.328 ID, 0.063 THK, STEEL
	6	MS21044N5	NUT, HEX LOCKING NYLON INSERT STEEL CAD 2, 5/16-24
23	12	AN5-7A	BOLT, AIRFRAME, 5/16-24 THREAD, 7/16" GRIP, 31/32" LENGTH
	24	NAS1149F0532P	WASHER, 0.328 ID, 0.032 THK, STEEL
	12	MS21044N5	NUT, HEX LOCKING NYLON INSERT STEEL 5/16-24
24	2	MS20822-4D	ELBOW FITTING, FLARED TUBE AND PIPE THREADS, 90 DEG
25	1	1002236	ASSEMBLY CYLINDER - END CAP
26	2	1002229	PISTON, T SEAL
27	8	NAS1103-2	BOLT
	8	NAS1149D0316J	WASHER, 0.203 ID, 0.016 THK, ALUMINUM
	8	MS35333-39	WASHER - STAR
	8	NAS1149D0363J	WASHER, 0.203 ID, 0.063 THK, ALUMINUM
28	1	6A05181-001	SUPPORT RING - CYLINDER
	1	MS28775-327	"O" RING, DIA 1.725
29	1	1002014	CYLINDER - OUTSIDE
30	1	1002237	FLANGE - NOSE CYLINDER
31	1	1231K2	OILER
29	1	1002014	CYLINDER - OUTSIDE
30	1	1002237	FLANGE - NOSE CYLINDER
31	1	1231K2	OILER
32	4	AN3-20A	BOLT, 10-32, 1.625 GRIP, UNDRILLED STEEL

PARTS MANUAL
 10000 AMPHIBIAN FLOATS ON AT-802 AND AT-802A - FIRE BOSS CONVERSION

ITEM	QTY	PART NO.	PART DESCRIPTION
	8	NAS1149F0363P	WASHER, 0.203 ID, 0.063 THK, STEEL
	4	MS21044N3	NUT, LOCKING, REGULAR HEIGHT, 10-32 UNF
33	1	1002230	ROD, T -SEAL
34	1	6A07580-005	FELT - WIPER
35	1	8880510	WIPER - NYLON
36	1	6A07158-129	SPACER – NOSE CYLINDER
37	1	6A07264-003	SPACER - FLANGE
38	1	13A07000-012	ASSEMBLY - RAM
39	1	3A05701-001	MAGNET, HOOK LATCH, MAIN GEAR

NOSE GEAR RETRACTION ASSEMBLY (O-RINGS INSTALLED)



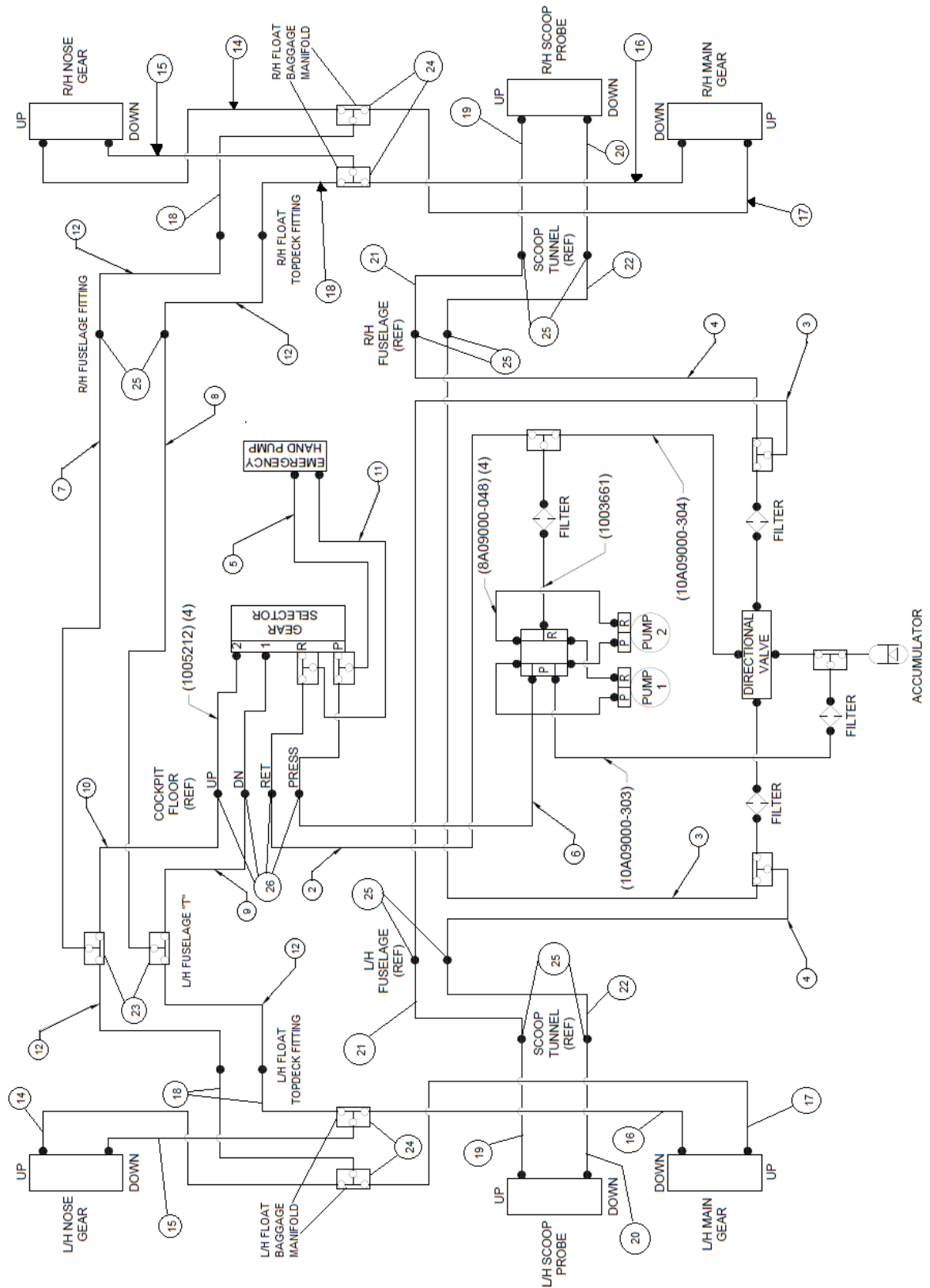
ITEM	QTY	PART NO.	PART DESCRIPTION
1	1	13A07104-001	TRACK – FRONT L.
2	1	13A07104-002	TRACK – FRONT R.
3	1	13A07373-001	TRACK – SIDE L.
4	1	13A07373-002	TRACK – SIDE R.
5	1	13A07156-082	COVER – NOSE BOX – TOP
	4	AN5-6A	BOLT, AIRFRAME, 5/16-24 THREAD, 5/16" GRIP, 27/32" LENGTH
	8	NAS1149F0563P	WASHER, 0.328 ID, 0.063 THK, STEEL
	4	MS21044N5	NUT, HEX LOCKING NYLON INSERT STEEL 5/16-24
6	1	13A07156-083	COVER – NOSE BOX – BOTTOM
7	1	13A07201-003	END CAP – NOSE BOX
8	1	13A07160-011	ANGLE – NOSE BOX – BOTTOM
	4	AN5-6A	BOLT, AIRFRAME, 5/16-24 THREAD, 5/16" GRIP, 27/32" LENGTH
	8	NAS1149F0563P	WASHER, 0.328 ID, 0.063 THK, STEEL
	4	MS21044N5	NUT, HEX LOCKING NYLON INSERT STEEL 5/16-24
9	1	13A07357-048	ANGLE – NOSE BOX – TOP

PARTS MANUAL
10000 AMPHIBIAN FLOATS ON AT-802 AND AT-802A - FIRE BOSS CONVERSION

ITEM	QTY	PART NO.	PART DESCRIPTION
10	4	AN5-12A	BOLT SIZE 5/16-24 LENGTH 1/64 - 1-11/32 GRIP LENGTH 13/16
	8	NAS1149F0563P	WASHER, 0.328 ID, 0.063 THK, STEEL
	4	MS21044N5	NUT, HEX LOCKING NYLON INSERT STEEL 5/16-24
11	1	13A07156-086	SPACERS – NOSE BOX
12	2	13A07156-087	SPACERS – NOSE BOX
13	1	13A07080-001	TROLLEY – NOSE GEAR
14	2	13A07475-001	AXLE – NOSE GEAR TROLLEY
15	4	13A07603-004	BLOCK – SLIDE
16	1	13A07257-003	ROD END
17	1	AN316C10R	JAMB NUT
18	2	13A07185-004	LINK – NOSE GEAR RAM
19	1	13A07475-002	AXLE – LINK – NOSE GEAR
20	2	13A07543-003	ROLLER – LOCK
21	2	5100-87-H	SNAP RING
22	3	13A07476-001	ROD – NOSE GEAR TRACK
	6	NAS1149F0463P	WASHER, 0.265 ID, 0.063 THK, STEEL
	6	MS21044N4	NUT, LOCKING, REGULAR HEIGHT, 1/4-28 UNF
23	12	AN5-7A	BOLT, AIRFRAME, 5/16-24 THREAD, 7/16" GRIP, 31/32" LENGTH
	24	NAS1149F0532P	WASHER, 0.328 ID, 0.032 THK, STEEL
	12	MS21044N5	NUT, HEX LOCKING NYLON INSERT STEEL 5/16-24
24	2	MS20822-4D	ELBOW FITTING, FLARED TUBE AND PIPE THREADS, 90 DEG
25	1	6A05268-001	CYLINDER – END CAP
26	2	MS28775-220	O RING, DIA 1.359, AN6227-25
27	8	NAS1103-2	BOLT
	8	NAS1149D0363J	WASHER, 0.203 ID, 0.063 THK, ALUMINUM
	8	MS35333-39	WASHER - STAR
		NAS1149D0316J	WASHER, 0.203 ID, 0.016 THK, ALUMINUM
28	1	6A05181-001	SUPPORT RING – CYLINDER
	1	MS28775-327	"O" RING, DIA 1.725
29	1	13A07116-006	CYLINDER – OUTSIDE
30	1	6A07264-002	FLANGE – NOSE CYLINDER
31	1	1205K12	OILER
	8	NAS1149F0363P	WASHER, 0.203 ID, 0.063 THK, STEEL
	8	MS35333-39	WASHER - STAR
28	1	6A05181-001	SUPPORT RING – CYLINDER
	1	MS28775-327	"O" RING, DIA 1.725
29	1	13A07116-006	CYLINDER – OUTSIDE
30	1	6A07264-002	FLANGE – NOSE CYLINDER
31	1	1205K12	OILER
32	4	AN3-20A	BOLT, 10-32, 1.625 GRIP, UNDRILLED STEEL
	8	NAS1149F0363P	WASHER, 0.203 ID, 0.063 THK, STEEL

ITEM	QTY	PART NO.	PART DESCRIPTION
	4	MS21044N3	NUT, LOCKING, REGULAR HEIGHT, 10-32 UNF
33	1	MS28775-316	"O" RING, HYDRAULIC
34	1	6A07580-005	FELT – WIPER
35	1	8880510	WIPER – NYLON
36	1	6A07158-129	PLATE – FLANGE
37	1	6A07264-003	SPACER – FLANGE
38	1	13A07000-012	ASSEMBLY – RAM
39	1	3A05701-001	MAGNET, HOOK LATCH, MAIN GEAR
40	1	MS28775-219	O RING, DIA 1.296, AN6227-24

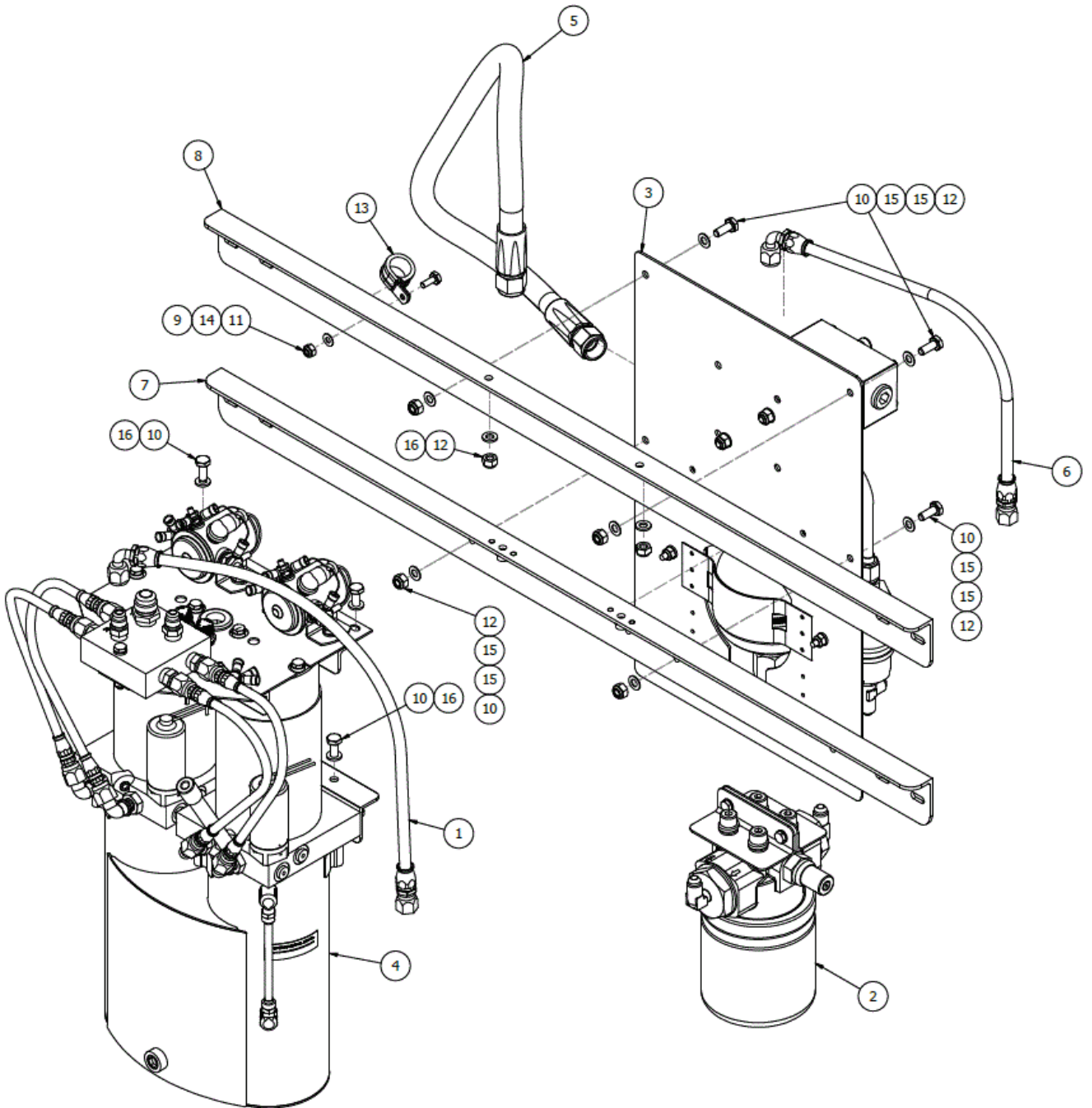
HYDRAULIC SCHEMATIC



PARTS MANUAL
10000 AMPHIBIAN FLOATS ON AT-802 AND AT-802A - FIRE BOSS CONVERSION

ITEM	QTY	PART NO.	PART DESCRIPTION
2	1	10A09000-298	HYDRAULIC LINE, MANIFOLD TO RETURN
3	2	10A09000-299	HYDRAULIC LINE, MANIFOLD TO SCOOP UP, RIGHT
4	2	10A09000-300	HYDRAULIC LINE, MANIFOLD TO SCOOP UP, LEFT
5	1	10A09000-305	HYDRAULIC LINE, HAND PUMP TO SELECTOR, PRESSURE
6	1	10A09000-306	HYDRAULIC LINE, TOP MANIFOLD TO SELECTOR, PRESSURE
7	1	10A09000-307	HYDRAULIC LINE, FUSELAGE, UP
8	1	10A09000-308	HYDRAULIC LINE, FUSELAGE, DOWN
9	1	10A09000-309	HYDRAULIC LINE, TEE TO SELECTOR, DOWN
10	1	10A09000-310	HYDRAULIC LINE, TEE TO SELECTOR, UP
11	1	10A09000-311	HYDRAULIC LINE, HAND PUMP TO SELECTOR, RETURN
12	4	10A09000-312	HYDRAULIC LINE, FUSELAGE TO FLOAT DECK
14	2	10A09000-316	HYDRAULIC LINE, NOSE UP TO MANIFOLD
15	2	10A09000-317	HYDRAULIC LINE, NOSE DOWN TO MANIFOLD
16	2	10A09000-318	HYDRAULIC LINE, MAIN DOWN TO MANIFOLD
17	2	10A09000-319	HYDRAULIC LINE, MAIN UP TO MANIFOLD
18	4	10A09000-321	HYDRAULIC LINE, MANIFOLD TO DECK
19	2	10A09000-322	HYDRAULIC LINE SCOOP TO TUNNEL UP
20	2	10A09000-323	HYDRAULIC LINE SCOOP TO TUNNEL 5" DOWN
21	2	10A09000-301	HYDRAULIC LINE, SCOOP TUNNEL THROUGH TOPDECK UP
22	2	10A09000-302	HYDRAULIC LINE, SCOOP TUNNEL THROUGH TOPDECK DN
23	2	AN804-5D	TEE, FLARED TUBE 0.312" TUBE DIA, 1/2-20 THREAD
	2	AN924-5D	NUT, TUBE, 1/2-20 THREAD
	4	NAS1149D0863J	WASHER, AIRFRAME, ALUMINUM, TO FIT DIA 1/2"
24	1	6A09207-001	MANIFOLD
	4	AN816-4D	NIPPLE ADAPTOR, 1/4" DIA, 7/16-20 THREAD, 5-44 PIPE
	2	AN816-5-4D	NIPPLE ADAPTOR, 5/16" DIA, 1/2-20 THREAD, 1/4-28 PIPE
25	4	NAS1149D0863J	WASHER, AIRFRAME, ALUMINUM, TO FIT DIA 1/2"
	2	AN924-5D	NUT, TUBE, 1/2-20 THREAD
	2	AN833-5D	ELBOW, FLARED TUBE, 90 DEG, 5/16" TUBE DIA, 1/2-20 THREAD
26	8	NAS1149D0863J	WASHER, AIRFRAME, ALUMINUM, TO FIT DIA 1/2"
	4	AN924-5D	NUT, TUBE, 1/2-20 THREAD
	4	AN833-5D	ELBOW, FLARED TUBE, 90 DEG, 5/16" TUBE DIA, 1/2-20 THREAD

INSTALLATION HYDRAULIC PUMP AT-802A

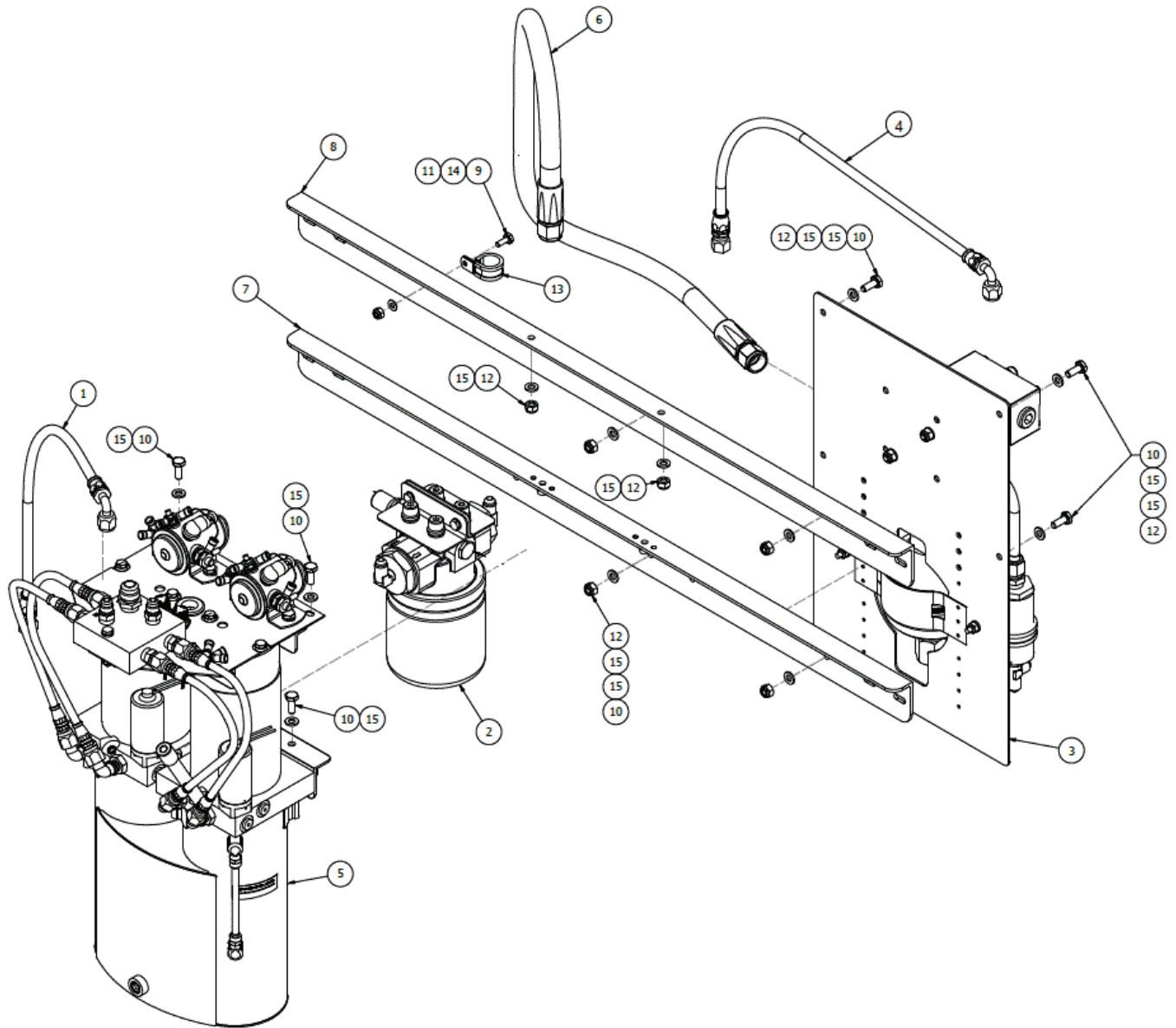


PARTS MANUAL
10000 AMPHIBIAN FLOATS ON AT-802 AND AT-802A - FIRE BOSS CONVERSION

ITEM	QTY	PART NO.	PART DESCRIPTION
-	1	10A12000-079	HYDRAULIC SYSTEM ASSEMBLY AT-802A (1 SEAT)
1	1	1003661	HYDRAULIC LINE, BYPASS FILTER TO MANIFOLD (17")
2	1	1003662	ASSEMBLY, BYPASS FILTER, HYDRAULIC PUMP
3	1	1003665	ASSEMBLY, ACCUMULATOR
4	1	10A09000-294	ASSEMBLY, HYDRUALIC PUMP
5	1	10A09000-303	HYD. LINE, ACCUM TO MAN. (30")
6	1	10A09000-304	HYD. LINE, SOLOINOID VALVE TO MAN. RET. (14")
7	1	10A12000-077	ANGLE ASSEMBLY, LOWER MOUNT
8	1	10A12357-083	ANGLE, PUMP MOUNT, UPPER
9	1	AN3-4A	BOLT, 10-32, 0.125 GRIP, UNDRILLED, STEEL
10	8	AN4-5A	BOLT, AIRFRAME, 1/4-28 THREAD, 3/16" GRIP, 21/32" LENGTH
11	1	MS21044N3	NUT, LOCKING, REGULAR HEIGHT, 10-32 UNF
12	6	MS21044N4	NUT, HEX LOCKING NYLON INSERT STEEL CAD 2, 1/4-28
13	1	MS21919WDG12	CLAMP, TO FIT DIA 3/4", CHLOROPRENE CUSHION
14	1	NAS1149F0332P	WASHER, 0.203 ID, 0.032 THK, STEEL
15	8	NAS1149F0432P	WASHER, 0.265 ID, 0.032 THK, STEEL
16	6	NAS1149F0463P	WASHER, 0.265 ID, 0.063 THK, STEEL

*SPIN-ON FILTER/PARTS ADDED WITH MANDATORY SERVICE KIT 75 (DOCUMENT 1002700)

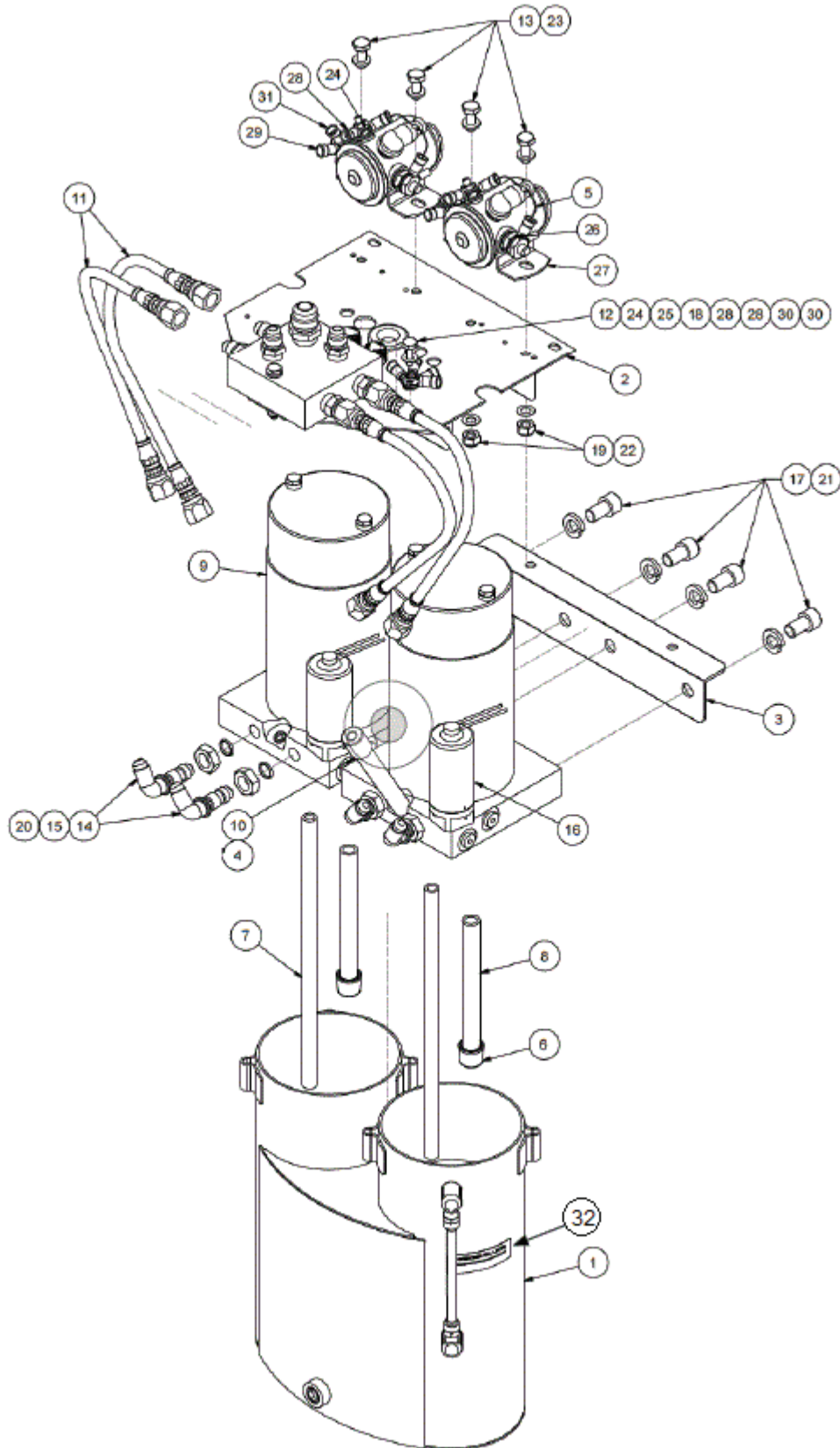
INSTALLATION HYDRAULIC PUMP AT-802



ITEM	QTY	PART NO.	PART DESCRIPTION
-	1	1001594	HYDRAULIC SYSTEM ASSEMBLY AT-802 (2 SEAT)
1	1	1003661	HYDRAULIC LINE, BYPASS FILTER TO MANIFOLD (17")
2	1	1003662	ASSEMBLY, BYPASS FILTER, HYDRAULIC PUMP
3	1	1003665	ASSEMBLY, ACCUMULATOR
4	1	1009668	HYD. LINE, SOLOINOID VALVE TO MAN. RET. (20")
5	1	10A09000-294	ASSEMBLY, HYDRUALIC PUMP
6	1	10A09000-303	HYD. LINE, ACCUM TO MAN. (30")
7	1	10A12000-077	ANGLE ASSEMBLY, LOWER MOUNT
8	1	10A12357-083	ANGLE, PUMP MOUNT, UPPER
9	1	AN3-4A	BOLT, 10-32, 0.125 GRIP, UNDRILLED, STEEL
10	8	AN4-5A	BOLT, AIRFRAME, 1/4-28 THREAD, 3/16" GRIP, 21/32" LENGTH
11	1	MS21044N3	NUT, LOCKING, REGULAR HEIGHT, 10-32 UNF
12	6	MS21044N4	NUT, HEX LOCKING NYLON INSERT STEEL CAD 2, 1/4-28
13	1	MS21919WDG12	CLAMP, TO FIT DIA 3/4", CHLOROPRENE CUSHION
14	1	NAS1149F0332P	WASHER, 0.203 ID, 0.032 THK, STEEL
15	14	NAS1149F0463P	WASHER, 0.265 ID, 0.063 THK, STEEL

*SPIN-ON FILTER/PARTS ADDED WITH MANDATORY SERVICE KIT 75 (DOCUMENT 1002700)



HYDRAULIC PUMP ASSEMBLY



PARTS MANUAL
10000 AMPHIBIAN FLOATS ON AT-802 AND AT-802A - FIRE BOSS CONVERSION

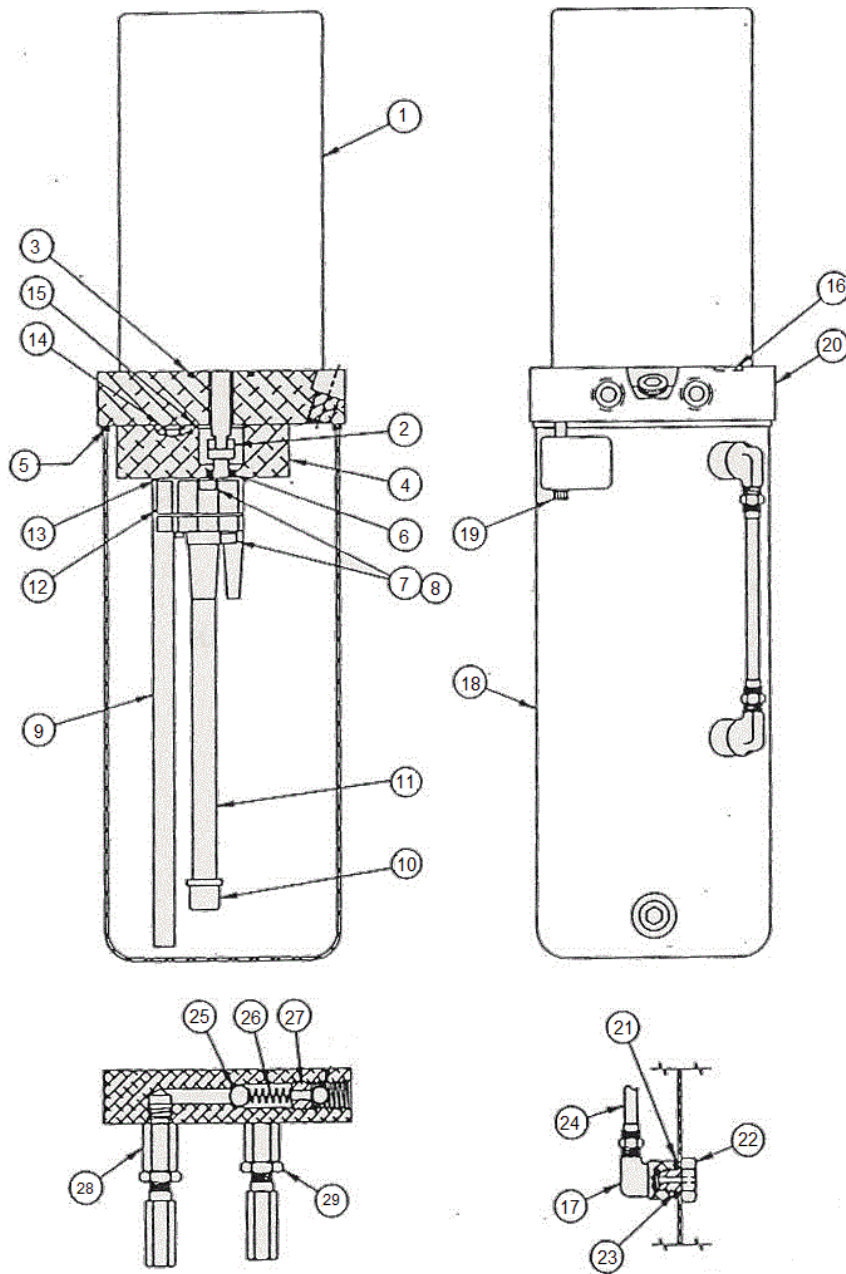
ITEM	QTY	PART NO.	PART DESCRIPTION
1	1	1003726	ASSEMBLY, HYDRAULIC PUMP RESERVOIR
2	1	10A09000-314	BRACKET ASSEMBLY, PUMP MOUNT
3	1	13A09348-012	ANGLE, HYDRAULIC PUMP MOUNT
4	1	13A09398-002	FILLER PIPE-HYD. PUMP
5	2	3A10000-002	SOLENOID DIODE ASSY.
6	2	410521	FILTER 108, 3/8" DIA
7	2	4A09392-001	TUBE, RETURN HYD. PUMP
8	2	4A09393-001	TUBE, PICK UP HYD. PUMP
9	2	636603A	PUMP ASSY W/MOTOR
10	1	6A09706-001	FILTER PUMP BREATHER, MODIFIED
11	4	8A09000-048	HYD. LINE ASSY. PUMP
12	1	AN3-5A	BOLT, SIZE 10-32, LENGTH +/- 1/64 - 21/32, GRIP LENGTH 1/4
13	4	AN4-5A	BOLT, AIRFRAME, 1/4-28 THREAD, 3/16" GRIP, 21/32" LENGTH
14	4	AN833-4D	ELBOW, FLARED TUBE, 90 DEG, 1/4" TUBE DIA, 7/16-20 THREAD
15	4	AN924-4D	NUT, TUBE, 7/16-20 THREAD
16	2	GPP1250-40	PRESSURE SWITCH
17	4	MS16997-96	SCREW, CAP, SOCKET HEAD, 3/8-16X.625, STEEL
18	1	MS21044N3	NUT, HEX LOCKING NYLON INSERT STEEL CAD 2, 10-32
19	4	MS21044N4	NUT, HEX LOCKING NYLON INSERT STEEL CAD 2, 1/4-28
20	4	MS28775-012	O RING, DIA 0.364
21	4	MS35338-46	WASHER, SPLIT, CARBON STEEL
22	4	NAS1149D0416J	WASHER, 0.265 ID, 0.016 THK, ALUMINUM
23	4	NAS1149D0463J	WASHER, 0.265 ID, 0.016 THK, ALUMINUM
24	3	NAS1149F0332P	WASHER, SCREW SIZE #10 OD.438 ID.203 THK.032
25	1	NAS1149F0363P	WASHER, 0.203 ID, 0.063 THK, ALUMINUM
26	4	NAS1149F0532P	WASHER, AIRFRAME, CARBON STEEL, TO FIT DIA 5/16"
27	2	P52-0035-1	CONTACTOR ASSEMBLY, 24V
28	4	R-5	TERMINAL, RING, #10 STUD, 20 GAUGE, RED
29	2	R-7	RING CONNECTOR INSULATED, 5/16 STUD, 20 GAUGE, RED
30	2	Y-4	RING CONNECTOR, #10 STUD, 12 GAUGE, YELLOW
31	2	Y-6	RING CONNECTOR, 5/16 STUD, 10 GAUGE, YELLOW
32	1	6A3-2199	PLACARD, OIL LEVEL

SPIN ON FILTER



ITEM	QTY	PART NO.	PART DESCRIPTION
1	2	AN3-5A	BOLT, 10-32, 0.25 GRIP, UNDRILLED, STEEL
	2	AN960-10	WASHER
	2	AN356-1032	NUT, LOCK
2	2	1003647	FILTER BRACKET
3	4	AN3-5A	BOLT, 10-32, 0.25 GRIP, UNDRILLED, STEEL
	4	AN960-10L	WASHER FLAT, SCREW SIZE #10 OD.438 ID.203 THK.032 STEEL
	4	AN356-1032	NUT, LOCK
4	2	1003648	1" HEX PLUG
	2	MS28775-217	O RING, DIA 1.171
	1	MS20822-5D	ELBOW, 90 DEG, 5/16 TUBE , 1/8 PIPE THREAD, ALUMINUM
5	1	BT8416	FILTER BASE, BALDWIN
6	N/A	N/A	EXISTING SCOOP MANIFOLD LINE
7	1	MS20825-5D	TEE, PIPE TO TUBE
8	1	N/A	EXISTING LANDING GEAR RETURN LINE

HYDRAULIC PUMP




ITEM	QTY	PART NO.	PART DESCRIPTION
-	1	636603A	ASSEMBLY PUMP WITH MOTOR
1	1	MB56N1	MOTOR
	1	MB56C902-3 KIT	BRUSH & BEARING SERVICE KIT
2	1	361730	COUPLING 180
3	1	409406	O RING, 7/8"
4	1	361726	SPACER
5	1	410958	SEAL RESERVOIR

PARTS MANUAL
 10000 AMPHIBIAN FLOATS ON AT-802 AND AT-802A - FIRE BOSS CONVERSION

ITEM	QTY	PART NO.	PART DESCRIPTION
6	1	410512	OIL SEAL
7	4	410410	WASHER, LOCK 3/8" DIA, 10 HIGH COLLAR
8	4	406187	RESERVOIR BOLTS, 3/16" DIA
9	1	4A09392-001	PIPE NIPPLE (RETURN)
10	1	410521	FILTER, 108, 3/8" DIA
11	1	4A09393-001	TUBE EXTENSION (PICK UP)
12	1	633383	PUMP ASSEMBLY
13	2	MS28775-009	O RING, DIA .0208
14	2	401273	O RING, 1/4" DIA
15	1	MS28775-020	O RING, DIA 0.846
16	2	361615	WASHER, PILOT, 1/4 DIA
17	2	41330	ELBOW
18	1	13A09000-131	ASSEMBLY RESERVOIR
19	2	406187	RESERVOIR BOLTS, 3/16" DIA
	2	409357	WASHER, 3/16 DIA
20	1	361473	PUMP BLOCK, ADAPTER
21	1	361049	RETAINER, O - RING FLAT, 1/2" DIA
22	2	360824	SCREW SIGHT GAUGE
23	2	MS28775-110	O RING, DIA 0.362
24	1	361507	TUBE SIGHT GAUGE
25	1	490405	STEEL BALL
26	1	410462	SPRING, CPRSN, 0.3 X 0.620
27	1	409211	LOCK SCREW, 7/16" DIA
28	1	704520	ASSEMBLY VALVE PRESSURE RELIEF
29	1	704522	ASSEMBLY VALVE THERMAL RELIEF

INSTALLATION HYDRAULIC HAND PUMP



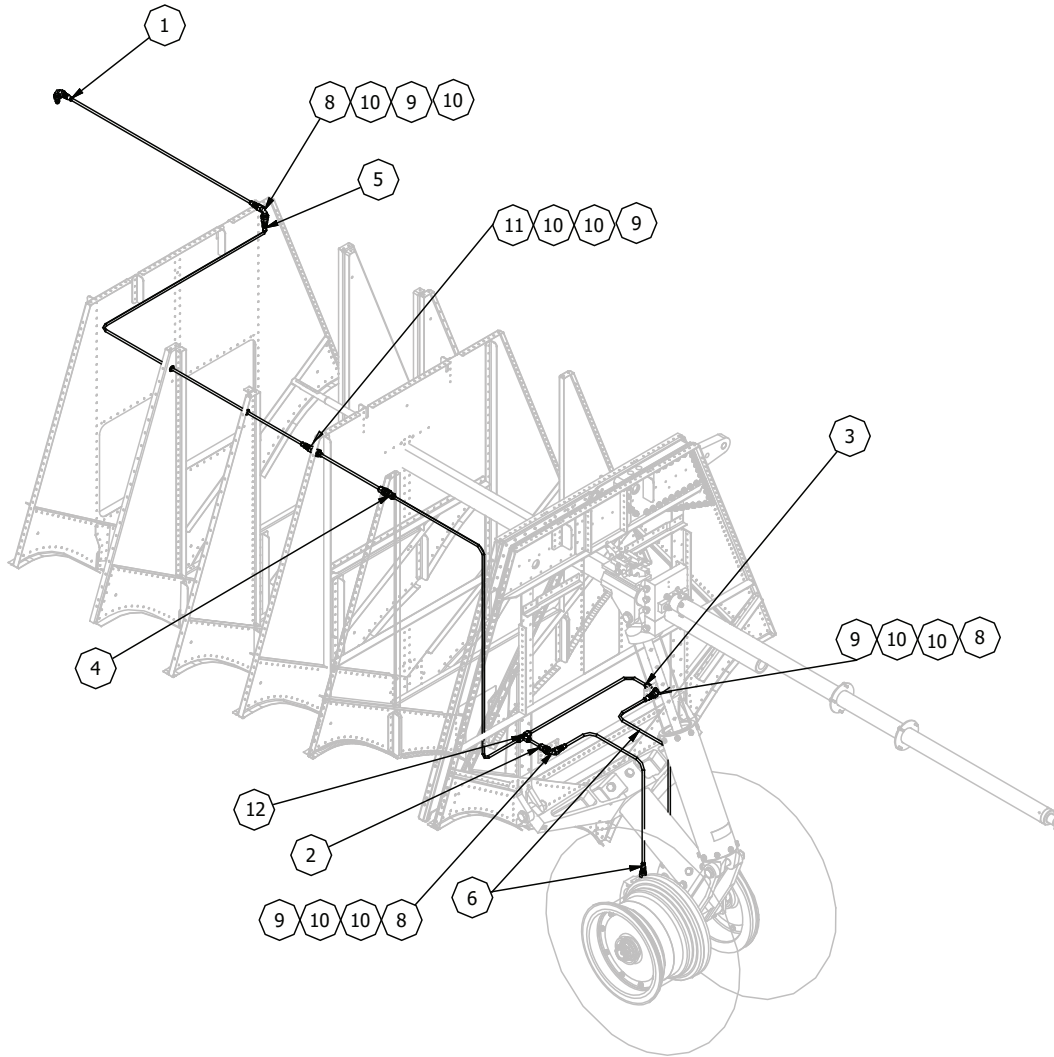
ITEM	QTY	PART NO.	PART DESCRIPTION
1	1	914-8D-27	PUMP, HAND, HYDRAULIC
	1	AN919-7D	REDUCER, 9/16-18 TO 1/2-20 THREAD, ALUMINUM
	1	MS28775-013	O RING, DIA 0.426
	1	AN919-11D	REDUCER, 3/4-16 TO 1/2-20 THREAD, ALUMINUM
	1	MS28775-016	O RING, DIA 0.614
	2	AN4-26A	BOLT, 1/4-28 THREAD, 2-5/16" GRIP, 2-25/32" LENGTH
	4	NAS1149F0463P	WASHER, 0.265 ID, 0.063 THK, STEEL
	2	MS21044N4	NUT, LOCKING, REGULAR HEIGHT, 1/4-28 UNF
2	1	1002838	PUMP HANDLE
3	1	8A09003-053	ASSEMBLY, BRACKET, HAND PUMP, LH
	1	8A09003-054	ASSEMBLY, BRACKET, HAND PUMP, RH
	4	AN3-5A	BOLT, 10-32, 0.25 GRIP, UNDRILLED, STEEL
	4	AN970-3	WASHER, .203 ID, .875 OD, .063 THICK
	4	NAS1149F0363P	WASHER, 0.203 ID, 0.063 THK, STEEL
	4	MS21044N3	NUT, LOCKING, REGULAR HEIGHT, 10-32 UNF

PARTS MANUAL

10000 AMPHIBIAN FLOATS ON AT-802 AND AT-802A - FIRE BOSS CONVERSION


ITEM	QTY	PART NO.	PART DESCRIPTION
4	1	10A09340-187	STIFFENER - HAND PUMP MOUNT
	1	10A09340-186	STIFFENER - HAND PUMP MOUNT
	4	AN3-4A	BOLT, 10-32, 0.125 GRIP, UNDRILLED, STEEL
	4	AN970-3	WASHER, .203 ID, .875 OD, .063 THICK
	4	NAS1149F0363P	WASHER, 0.203 ID, 0.063 THK, STEEL
	4	MS21044N3	NUT, LOCKING, REGULAR HEIGHT, 10-32 UNF
5	1	10A09000-311	HYD. LINE, HAND PUMP TO SELECTOR RETURN (33")
	1	1009858-02	HAND PUMP TO SELECTOR, RETURN (2 SEAT ONLY WITH EMERGENCY POWER)
6	1	10A09000-305	HYD. LINE, HAND PUMP TO SELECTOR PRESSURE (35")
		1009858-01	HAND PUMP TO SELECTOR, PRESSURE (2 SEAT ONLY WITH EMERGENCY POWER)
7	1	1003426	PLACARD - EMERGENCY HYD HAND PUMP (AT-802A)
	1	5B3-595-3	PLACARD - EMERGENCY HYD HAND PUMP (AT-802)

INSTALLATION BRAKE LINES



ITEM	QTY	PART NO.	PART DESCRIPTION
1	1	10A04000-121	HYD. LINE, FUSELAGE TO FLOAT DECK BRAKE LINE (62")
2	1	10A04000-122	HYD. LINE, BRAKE "T"
3	1	10A04000-123	HYD. LINE, BRAKE "T"
4	1	10A04000-124	HYD. LINE, "T" TO BULKHEAD
5	1	10A09000-320	HYD. LINE, BRAKE "T" TO TOP DECK
6	2	13A04000-068	HOSE
8	3	AN833-4D	ELBOW, 90 DEG, 1/4" TUBE DIA, 7/16-20 THREAD,
9	4	AN924-4D	NUT, TUBE, 7/16-20 THREAD, ALUMINUM
10	8	NAS1149F0763P	WASHER, AIRFRAME, CARBON STEEL, TO FIT DIA 7/16"
11	1	AN832-4D	UNION BULKHEAD
12	1	AN824-4D	TEE, FLARED TUBE, ALUMINUM, TUBE OD 1/4, THREAD 7/16-20

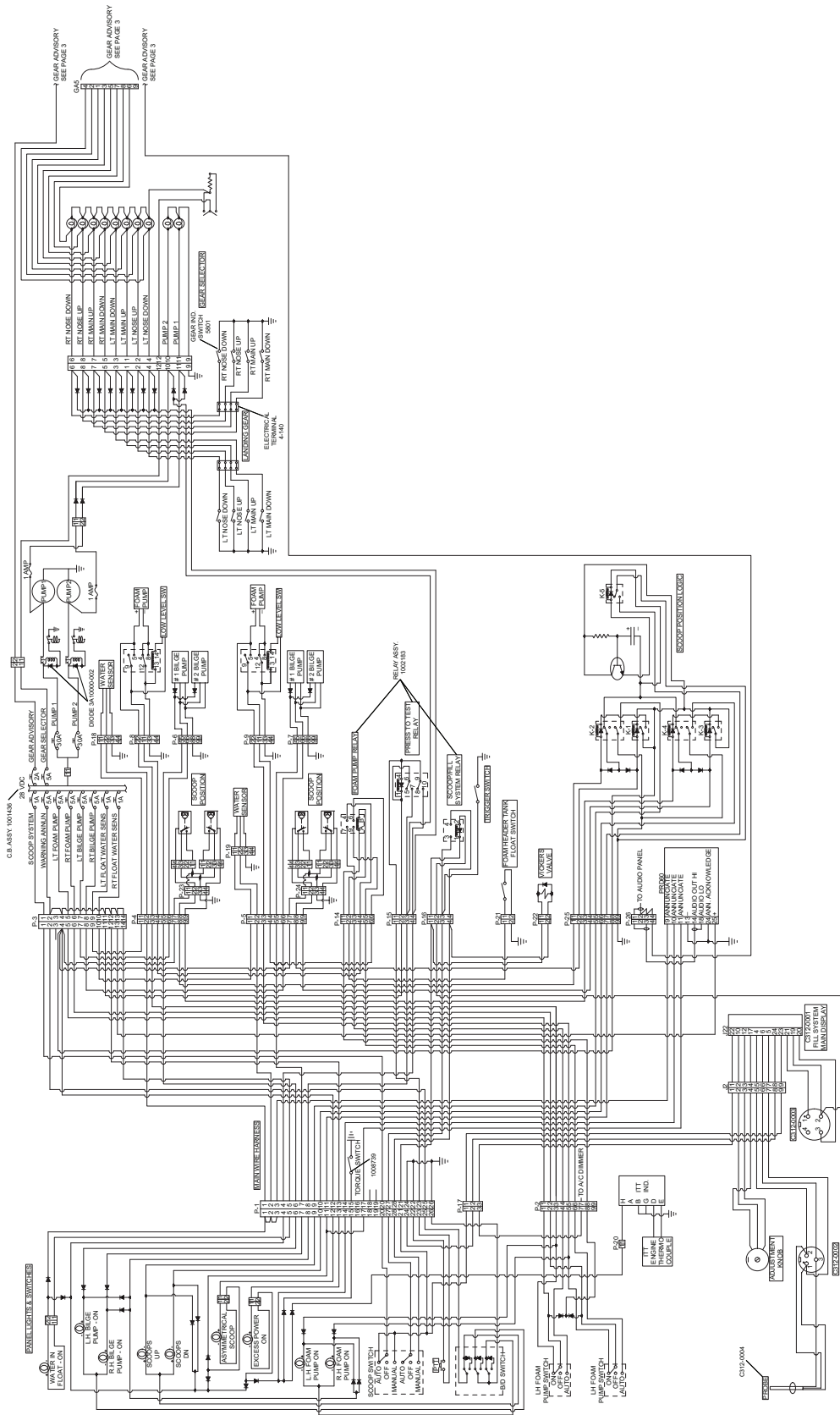
SECTION 4 ELECTRICAL



CONTENTS

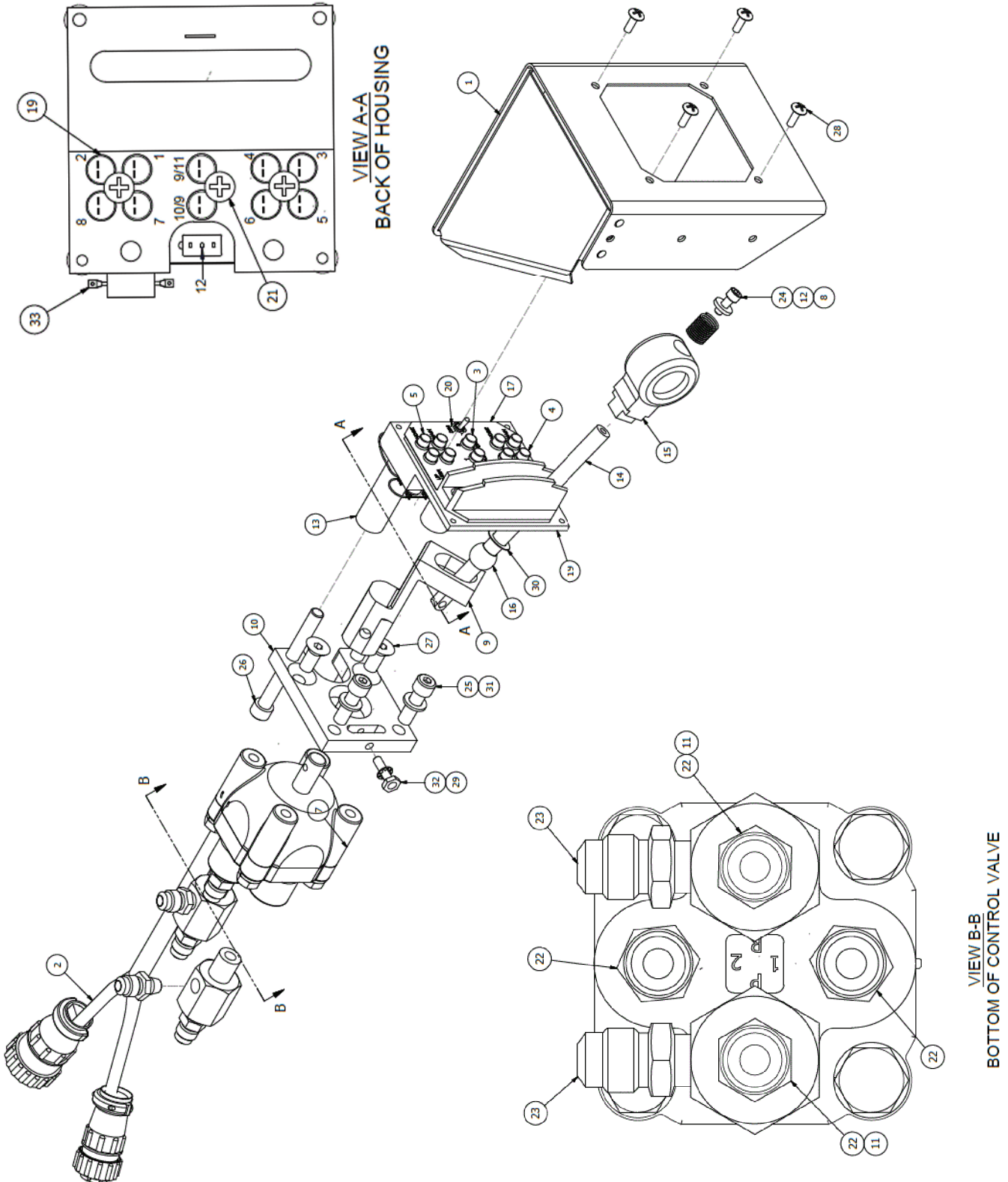
ELECTRICAL SCHEMATIC.....	98
GEAR CONTROL ASSEMBLY	100
BILGE PUMP SYSTEM AND WATER SENSOR	102
INSTALLATION FILL SENSOR	104
ANGLE OF ATTACK SYSTEM	105
SCOOP SENSOR LOGIC POSITION	106
WATER BOMBER INSTRUMENT PANEL.....	108

ELECTRICAL SCHEMATIC



REFERENCE PARTS LIST									
DESCRIPTION	TYPE	# OF POSITIONS	MALE CONNECTOR P/N	FEMALE CONNECTOR P/N	MALE PINS P/N	FEMALE PINS P/N	SHELL X2 P/N		
P1	CPC	28	206152-1	205839-3	205089-1	205090-1	206070-1		
P2	CPC	9	206705-2	206708-1	66099-4	66101-4	206966-1		
P3	CPC	14	206044-1	206043-3	66103-4	66105-4	206070-1		
P4	CPC	9	206705-2	206708-1	66099-4	66101-4	206966-1		
P5	CPC	9	206705-2	206708-1	66099-4	66101-4	206966-1		
P6	CPC	9	206705-2	206708-1	66099-4	66101-4	206966-1		
P7	CPC	9	206705-2	206708-1	66099-4	66101-4	206966-1		
P8	CPC	4	206429-1	206430-1	66099-4	66101-4	206062-3		
P9	CPC	4	206429-1	206430-1	66099-4	66101-4	206062-3		
P10	MOLEX	1	2601048-200 (KIT)						
P11	MOLEX	3	03-06-2032	03-06-1032	02-06-2103	02-06-1103	N/A		
P12	MOLEX	3	03-06-2032	03-06-1032	02-06-2103	02-06-1103	N/A		
P13	MOLEX	4	03-06-2042	03-06-1042	02-06-2103	02-06-1103	N/A		
P14	MOLEX	6	03-09-2061	03-09-1061	02-09-2103	02-09-1104	N/A		
P15	MOLEX	4	03-06-2042	03-06-1042	02-06-2103	02-06-1103	N/A		
P16	MOLEX	4	03-06-2042	03-06-1042	02-06-2103	02-06-1103	N/A		
P17	MOLEX	3	03-06-2032	03-06-1032	02-06-2103	02-06-1103	N/A		
P18	CPC	4	206429-1	206430-2	66099-4	66101-4	206062-3		
P19	CPC	4	206429-1	206430-2	66099-4	66101-4	206062-3		
P20	MOLEX	1	03-06-2011	03-06-1011	02-06-2103	02-06-1103	N/A		
P21	MOLEX	2	03-06-2023	03-06-1023	02-06-2103	02-06-1103	N/A		
P22	MOLEX	2	03-06-2023	03-06-1023	02-06-2103	02-06-1103	N/A		
P23	TURCK	4	U0163-11	U-34917	N/A	N/A	N/A		
P24	TURCK	4	U0163-11	U-34917	N/A	N/A	N/A		
P25	MOLEX	9	03-06-2092	03-06-1092	02-06-2103	02-06-1103	N/A		
P26	MOLEX	9	-	03-06-2092	02-09-2118	-	-		
P27	MOLEX	9	-	03-06-2092	02-09-2118	-	-		
J26	MOLEX	9	03-09-1094	-	-	02-09-1119	-		
J27	MOLEX	9	03-09-1094	-	-	02-09-1119	-		
K-1	RELAY		P/N 90F1117	KUHP-11D51-24					
K-2	RELAY		P/N 45F107						
K-3	RELAY		P/N 09B8512						
ZENER DIODE	95B4982								
DIODE	1N4006								

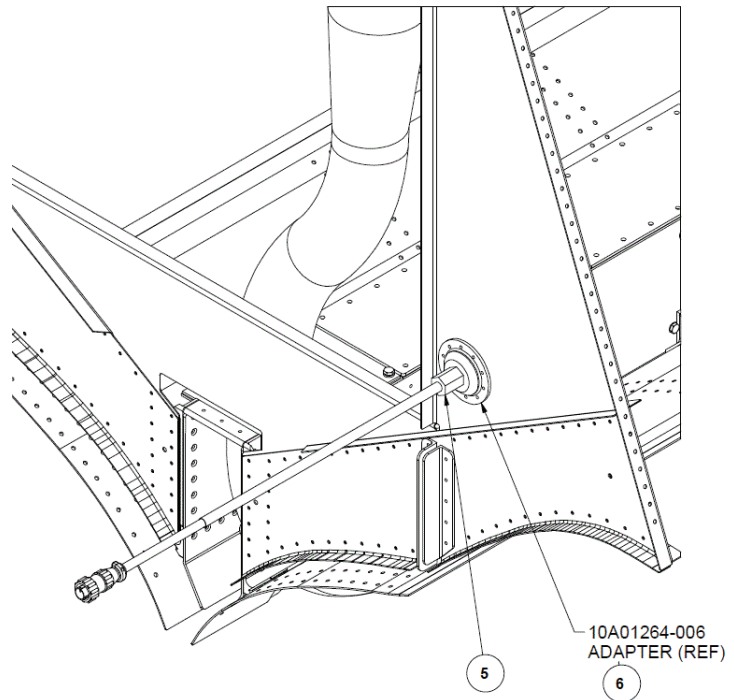
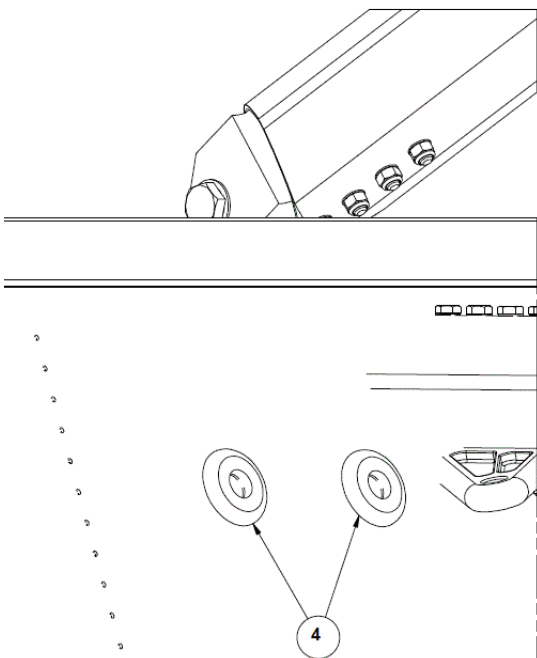
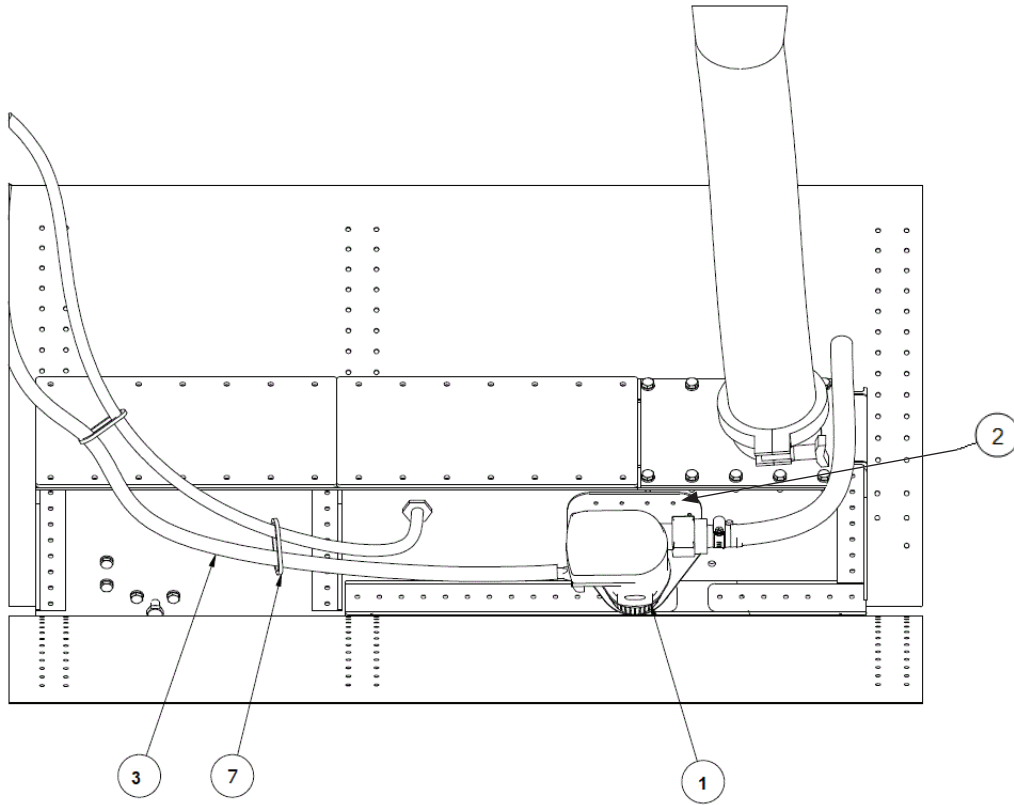
GEAR CONTROL ASSEMBLY



PARTS MANUAL
10000 AMPHIBIAN FLOATS ON AT-802 AND AT-802A - FIRE BOSS CONVERSION

ITEM	QTY	PART NO.	PART DESCRIPTION
-	1	10A09000-295	ASSEMBLY, HYDRAULIC CONTROL VALVE
1	1	10A12000-080	GEAR SELECTOR ASSEMBLY, HOUSING
2	1	4A11000-008	ASSEMBLY, WIRING HARNESS, SELECTOR
3	2	5073918-1431-600	INDICATOR LAMP, 28V, RED
4	4	5073918-1432-600	INDICATOR LAMP, 28V, GRN
5	4	5073918-1434-600	INDICATOR LAMP, 28V, BLU
6	10	515-0012	SOCKET, GEAR SELECTOR LIGHTS
7	1	6A09000-080	ASSEMBLY, VALVE, HYDRAULIC, WITH MODIFIED PLATE
8	1	6A09713-001	SPRING, HYDRAULIC CONTROL VALVE
9	1	6A11032-002	LINK - HYDRAULIC, CONTROL VALVE
10	1	6A11190-001	FITTING, HYDRAULIC, CONTROL VALVE
11	2	6A11261-005	FITTING - HYDRAULIC, CONTROL VALVE
12	1	6A11274-002	WASHER, HYDRAULIC CONTROL SYSTEM
13	2	6A11278-001	SPACER - HYDRAULIC CONTROL VALVE
14	1	6A11506-001	ROD, HANDLE, HYD. CONTROL VALVE
15	1	6A11603-002	KNOB - HYDRAULIC CONTROL VALVE
16	1	6A11704-001	ROLLER, CONTROL ROD
17	1	7A3-4310	PLACARD, HYDRAULIC CONTROL VALVE
18	4	820-01291	CAP, BLACK, 7/16-20 THREADS
19	1	8A11199-006	BLOCK, HYDRAULIC, CONTROL VALVE
20	1	A101SYCB	TOGGLE SWITCH, SPDT, ON ON
21	3	AN526-832R6	SCREW, MACHINE, TRUSS HEAD
22	4	AN816-5-4D	NIPPLE, FLARED TUBE AND PIPE THREAD
23	2	AN816-5D	NIPPLE, FLARED TUBE AND PIPE THREAD
24	1	MS16996-10	CAP SCREW
25	2	MS16997-80	SCREW, CAP, SOCKET HEAD
26	2	MS16997-88	SCREW, CAP, SOCKET HEAD
27	2	MS24667-40	BOLT
28	4	MS35214-42	SCREW, MACHINE, TRUSS HEAD
29	1	MS35333-39	STAR WASHER
30	1	NAS1149D0616J	WASHER, 0.39 ID, 0.016 THK, ALUMINUM
31	2	NAS1149F0563P	WASHER, 0.328 ID, 0.063 THK, STEEL
32	1	NAS6203-7	BOLT
33	1	RH-5-180	RESISTOR, 28V
34	6 FT	RNF-3/32-0	TUBING, SHRINK BLACK

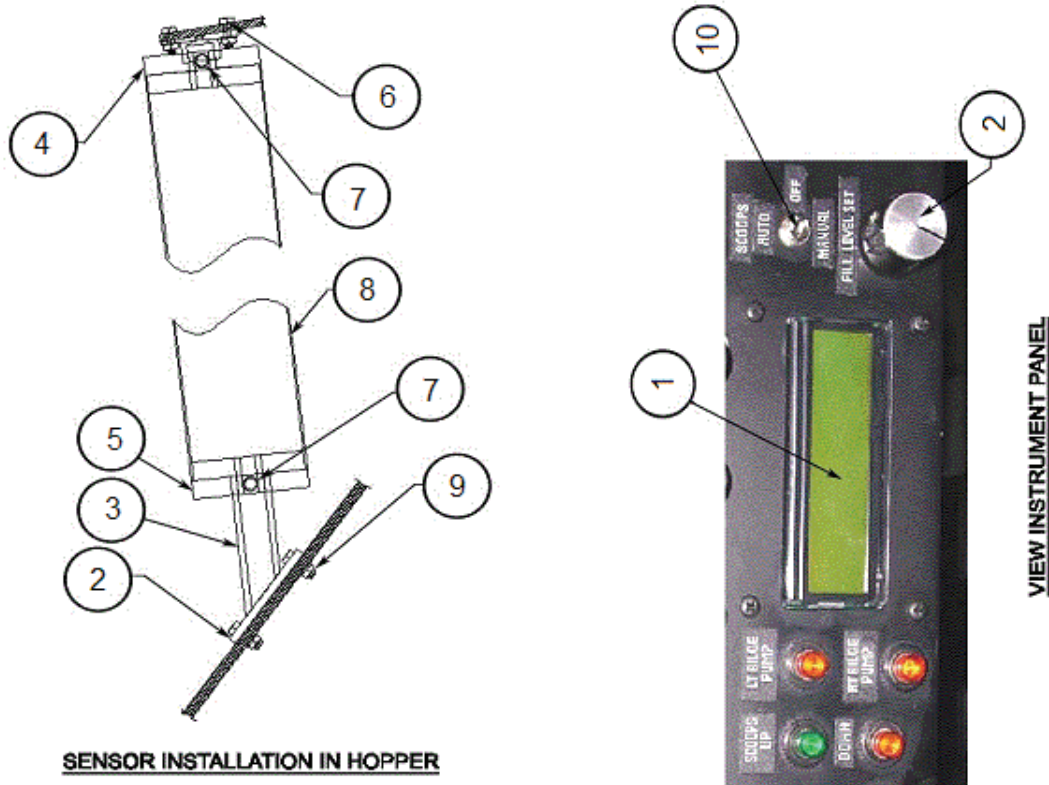
BILGE PUMP SYSTEM AND WATER SENSOR



PARTS MANUAL
 10000 AMPHIBIAN FLOATS ON AT-802 AND AT-802A - FIRE BOSS CONVERSION

ITEM	QTY	PART NO.	PART DESCRIPTION
1	1	1007499	ASSY., PUMP, BILGE (S/N 10204 AND PRIOR ORDER 1001797)
	2	RM500B-24	BILGE PUMP, 24V, 500 GPH (S/N 10204 AND PRIOR ORDER RM750-24)
	8	AN3-5A	BOLT, 10-32, 0.25 GRIP, UNDRILLED, STEEL
	16	NAS1149F0363P	WASHER, 0.203 ID, 0.063 THK, STEEL
	8	MS21044N3	NUT, LOCKING, REGULAR HEIGHT, 10-32 UNF
2	2	1007498	BRACKET – PUMP MOUNT (S/N 10204 AND PRIOR ORDER 10A01163-116)
3	4	0232-1419	¾" I.D. BILGE HOSE (SPECIFY LENGTH)
4	2	0322-0404	¾" FITTING
5	1	1001796	ASSEMBLY, WATER SENSOR
	1	3G3283-1	WATER SENSOR
6	1	10A01264-006	ADAPTER – WATER SENSOR
7	1	1001799	ASSEMBLY, HARNESS FLOAT WIRING (4 PIN SCOOP POSITION SWITCH CONNECTOR)
	1	1002221	ASSEMBLY, HARNESS FLOAT WIRING (6 PIN SCOOP POSITION SWITCH CONNECTOR) 6 PIN WIPAIRE S/N 10053-10204A
	1	1009794	ASSEMBLY, HARNESS FLOAT WIRING (6 PIN SCOOP POSITION SWITCH CONNECTOR) USED WITH U0163-11 SPLITTER S/N 10205A/10206A


INSTALLATION FILL SENSOR



ITEM	QTY	PART NO.	PART DESCRIPTION
1	1	C312-0001	FILL SYSTEM DISPLAY
	1	C312-0003	OUTPUT CABLE
	1	C312-0002	BREAKOUT CABLE (WITH POTENTIOMETER AND KNOB)
2	1	C312-0004	PROBE WITH CABLE
3	1	10A12270-008	SPACER FLOAT
4	1	10A12264-005	BRACKET - FLOAT GUIDE
5	1	10A12264-005	BRACKET - FLOAT GUIDE
6	1	10A12251-006	BRACKET - UPPER - FLOAT GUIDE
	2	AN3-6A	BOLT, 10-32, 0.375 GRIP, UNDRILLED, STEEL
	8	NAS1149F0363P	WASHER, 0.203 ID, 0.063 THK, STEEL
	4	MS21044N3	NUT, LOCKING, REGULAR HEIGHT, 10-32 UNF
	2	AN3-5A	BOLT, 10-32, 0.25 GRIP, UNDRILLED, STEEL
7	2	91375A585	SET SCREW, 5/16"X18X1.25" (25/PKG)
8	1	10A12665-001	SHIELD HOPPER FILL CONTROL
9	4	AN3-6A	BOLT, 10-32, 0.375 GRIP, UNDRILLED, STEEL
	4	AN970-3	WASHER, .203 ID, .875 OD, .063 THICK
	4	MS21044N3	NUT, LOCKING, REGULAR HEIGHT, 10-32 UNF
10	1	61F1248	SWITCH, TOGGLE, DOUBLE POLE

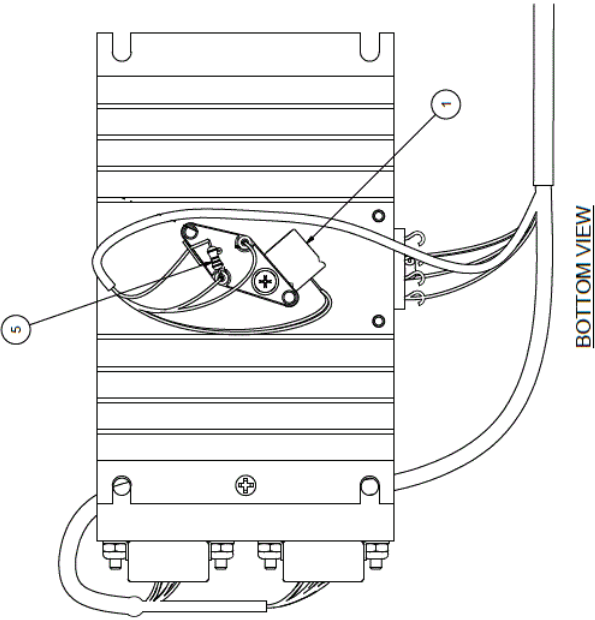
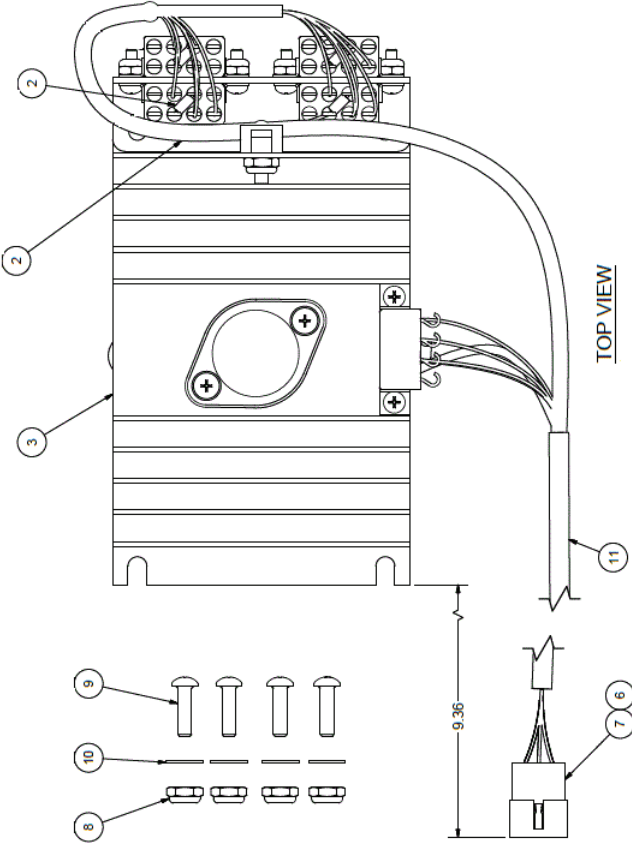
ANGLE OF ATTACK SYSTEM

THIS SYSTEM IS NO LONGER INCLUDED IN FIRE BOSS PRODUCTION MODELS. PARTS AVAILABILITY IS SUBJECT TO REMAINING STOCK. PLEASE CALL OUR CUSTOMER SERVICE DEPARTMENT.



ITEM	QTY	PART NO.	PART DESCRIPTION
1	1	1002204	ASSEMBLY PROBE VANE (SPECIFY COLOR)
	1	69-24-004	VANE – POLYMER
	1	69-94-001	SENSOR, VANE (POTENTIOMETER)
2	4	10A12182-002	CLAMP, PROBE ATTACH
	8	AN3-27A	BOLT, AIRFRAME, 10-32 THREAD, 2-1/2" GRIP, 2-29/32" LENGTH
	8	NAS1149F0363P	WASHER, 0.203 ID, 0.063 THK, STEEL
	8	MS21044N3	NUT, LOCKING, REGULAR HEIGHT, 10-32 UNF
3	1	69-21-001	DISPLAY, ANGLE OF ATTACK
	1	69-21-001-W	DISPLAY LEAD 10'
4	1	69-95-002	DIMMER RHEOSTAT
5	1	69-FK	KIT SENSOR POSITION FLAP (NOT SHOWN)
	1	69-23-006	SENSOR, FLAP

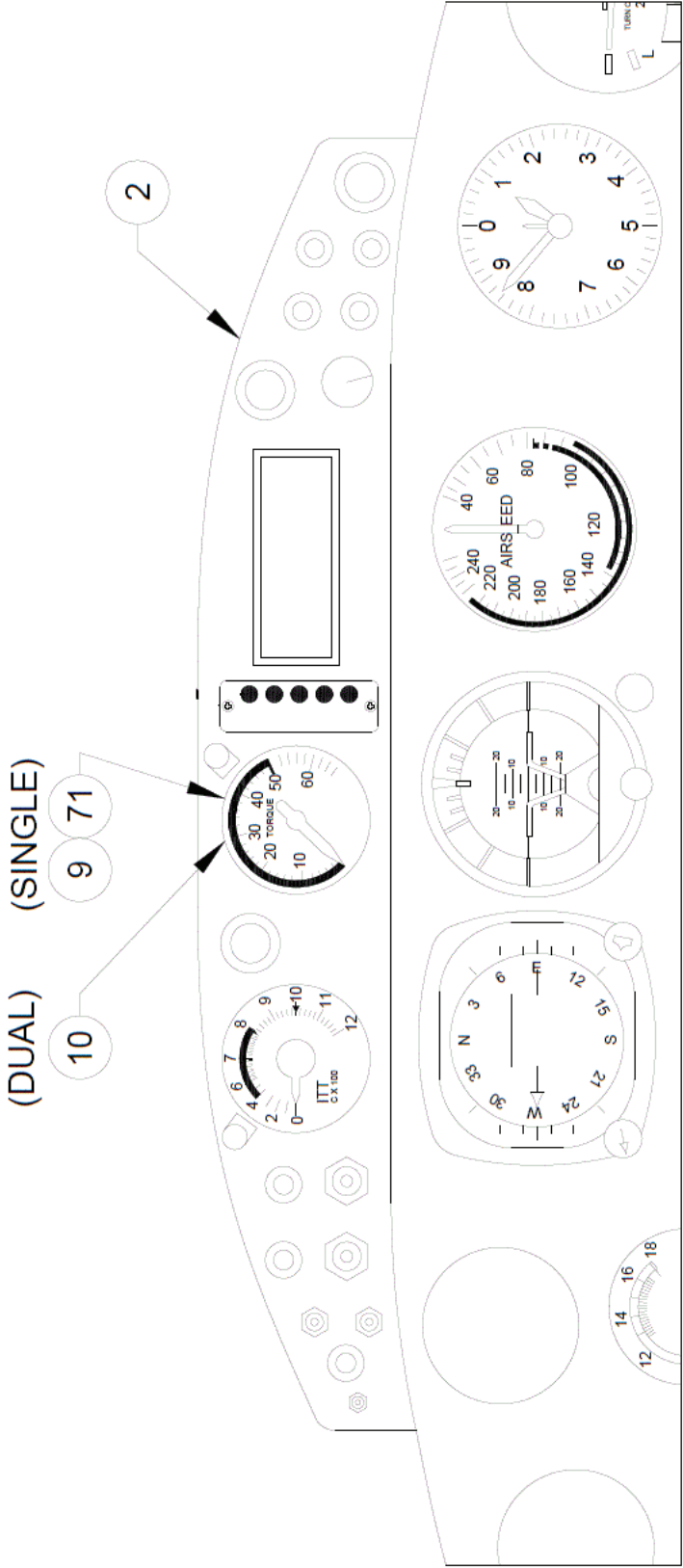
SCOOP SENSOR LOGIC POSITION



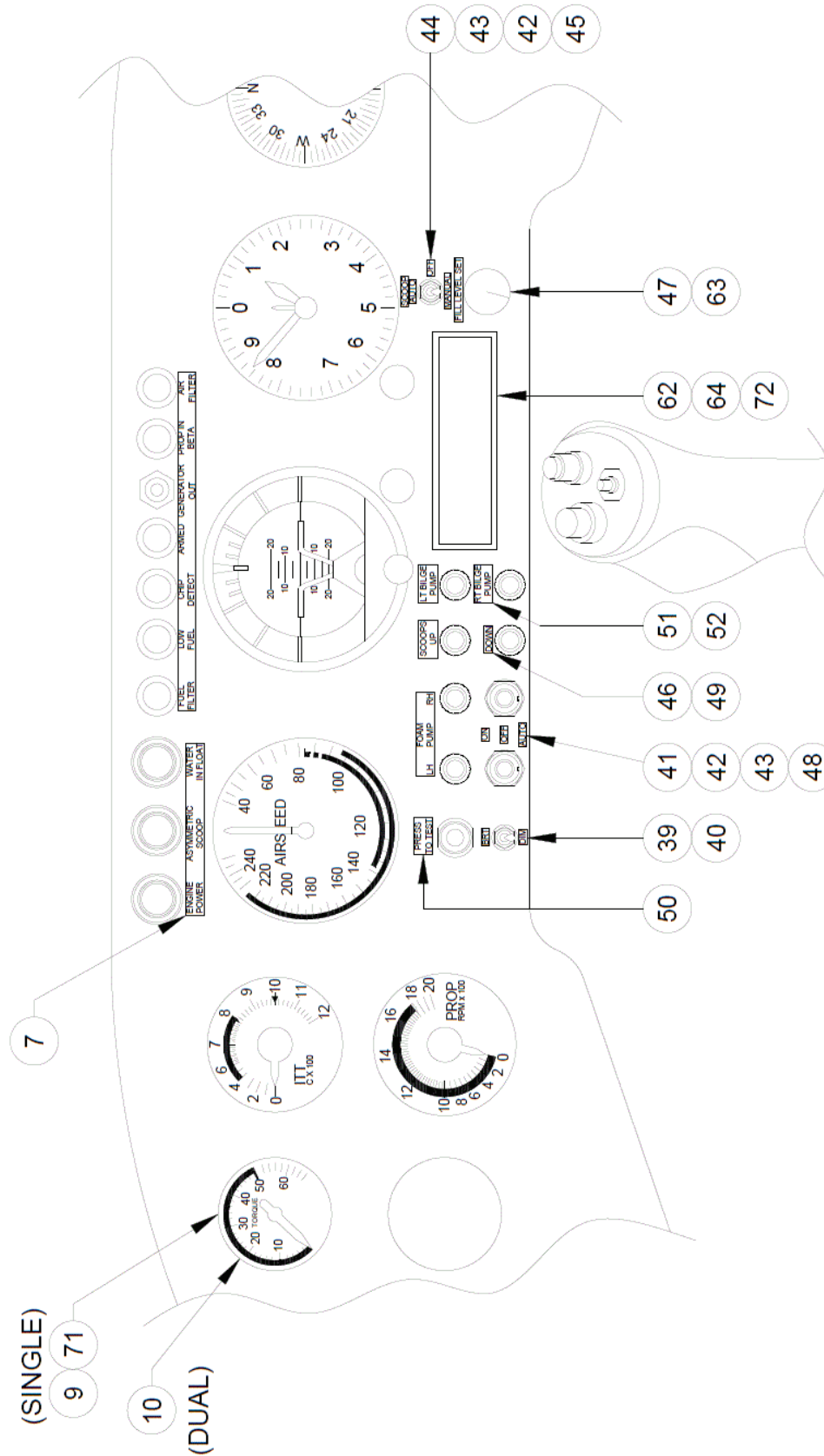
PARTS MANUAL
 10000 AMPHIBIAN FLOATS ON AT-802 AND AT-802A - FIRE BOSS CONVERSION

ITEM	QTY	PART NO.	PART DESCRIPTION
-	1	1001927	ASSEMBLY LOGIC POSITION SCOOP
1	1	01E9319-1	ALUMINUM ELECTROLYTIC CAPACITOR
2	9	09F3604	DIODE
3	1	1002163	ASSEMBLY, HEAT SINK, SCOOP POSITION LOGIC
4	55 FT	22759-16-22-9	WIRE, 22 AWG, WHITE
5	1	291-33K-RC	RESISTOR
6	9	35C4909	CRIMP PIN CONTACT, MALE, 22-18
7	1	38C8715	MULTIPOLE CONNECTOR, MALE 9 PIN
8	4	MS21044N06	NUT, LOCKING, REGULAR HEIGHT, 6-32 UNC
9	4	MS35206-230	SCREW, MACHINE, PAN HEAD
10	4	NAS1149FN616P	WASHER, 0.149 ID, 0.016 THK, STEEL
11	1.5 FT	XPF-3/8	EXPANDABLE SLEEVE, BLACK

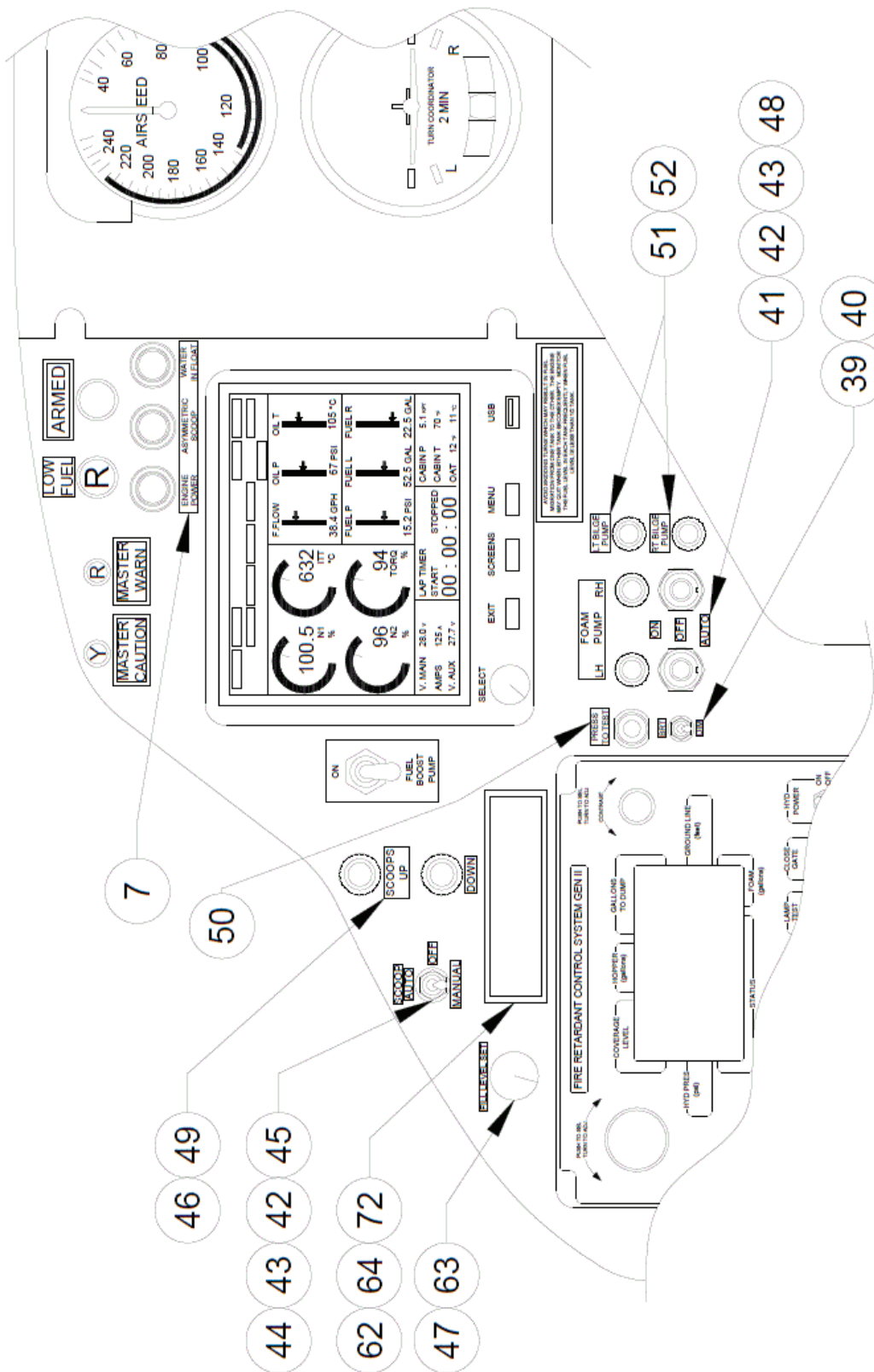
WATER BOMBER INSTRUMENT PANEL



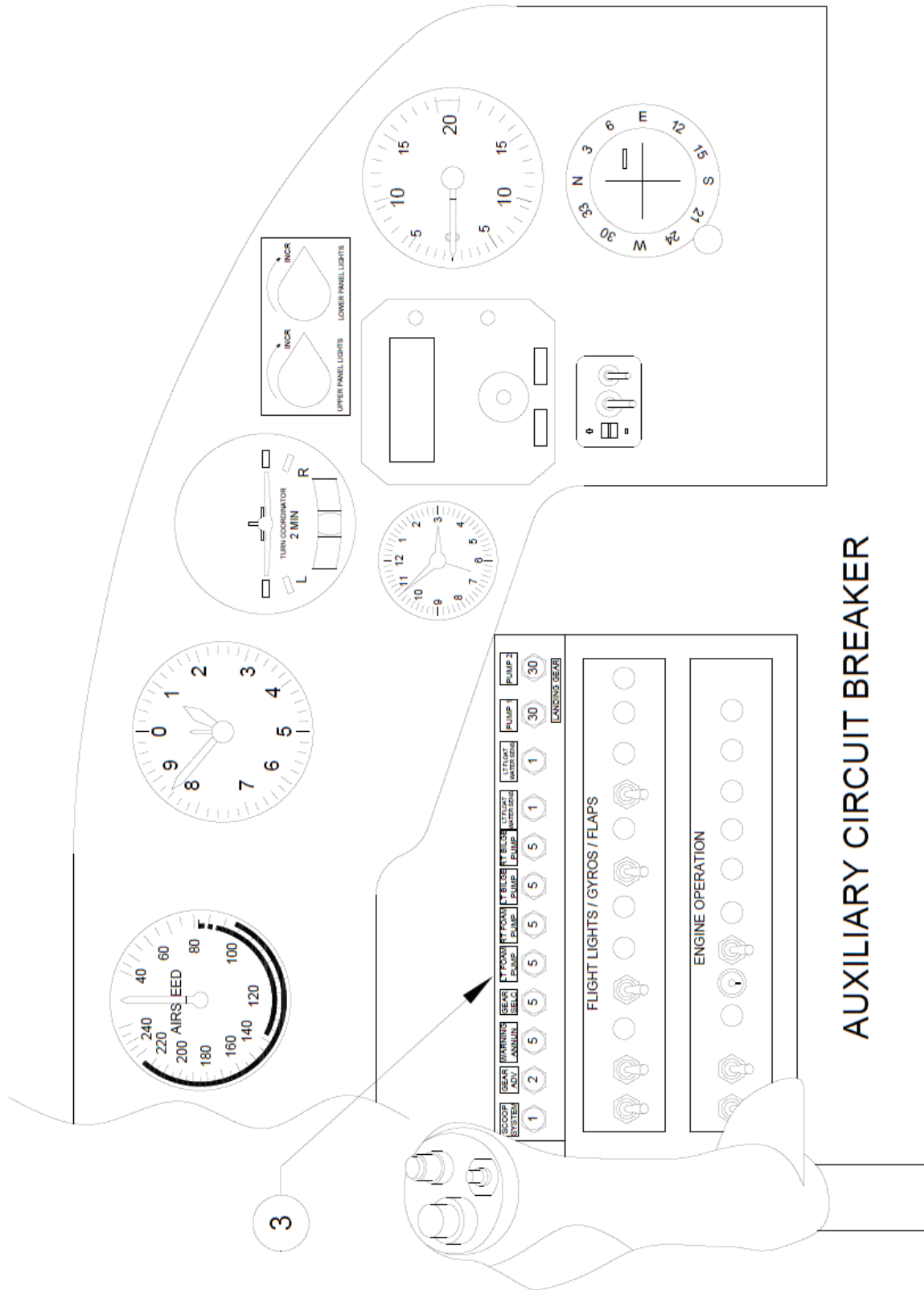
OPTIONAL AUXILIARY PANEL
AIR TRACTOR INST. PANEL P/N 51625-3

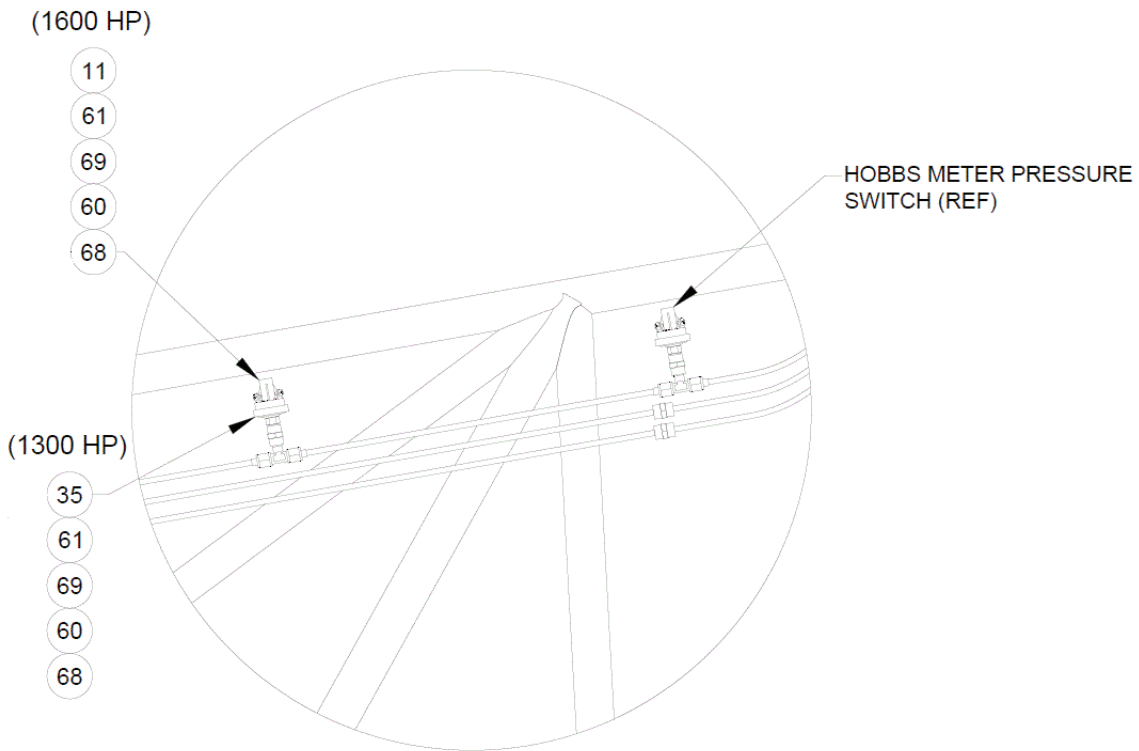


TYPICAL LOCATION FOR ANNUNCIATOR AND SWITCHES (1001925)
 AIR TRACTOR INST. PANEL P/N 51625-10

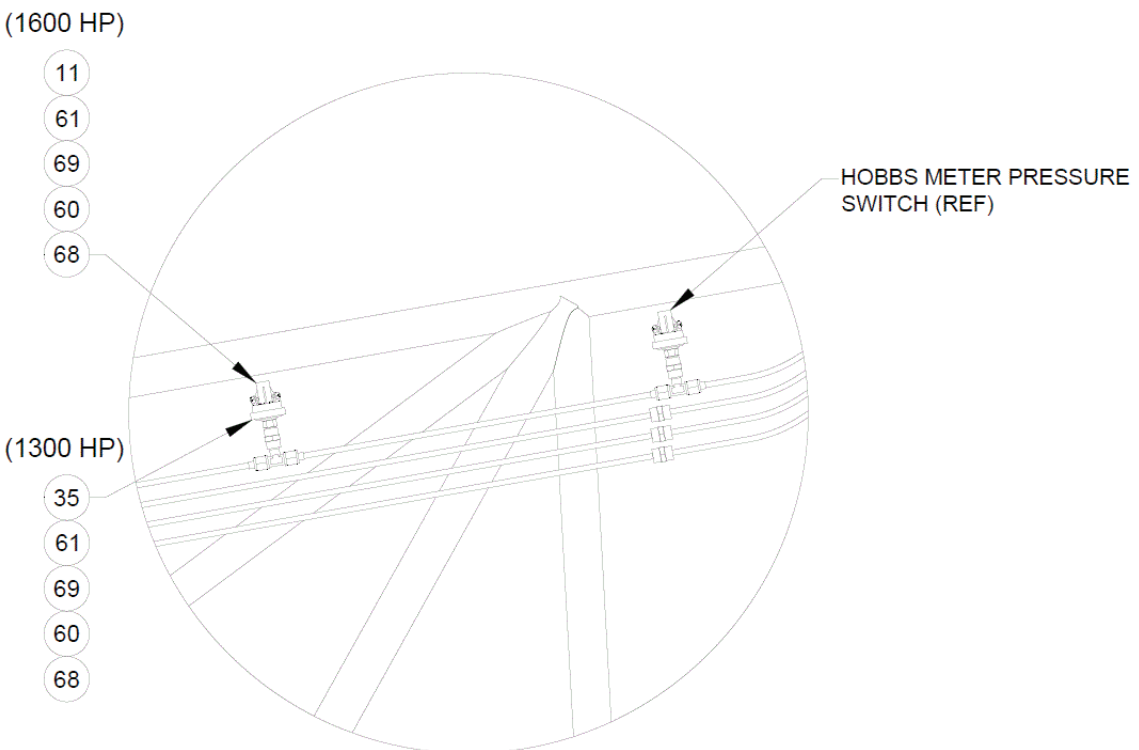


TYPICAL LOCATION FOR ANNUNCIATOR AND SWITCHES (1001925)
 AIR TRACTOR INST. PANEL P/N 53172



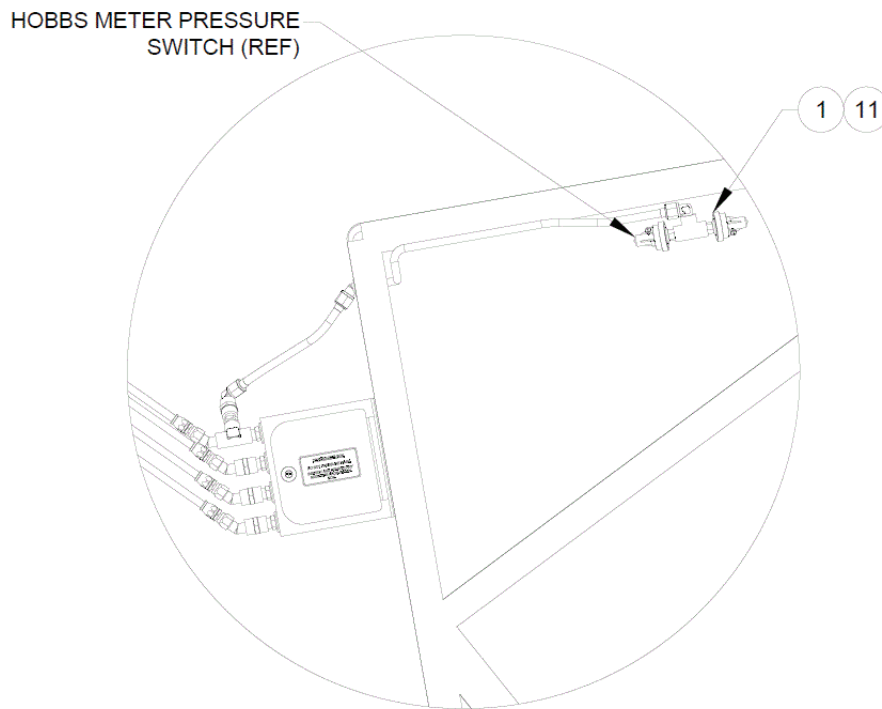


TORQUE PRESSURE SWITCH
SINGLE PORT TORQUE GAUGE



TORQUE PRESSURE SWITCH
DUAL PORT TORQUE GAUGE

PARTS MANUAL
10000 AMPHIBIAN FLOATS ON AT-802 AND AT-802A - FIRE BOSS CONVERSION



TORQUE PRESSURE SWITCH
MVP ENGINE INSTRUMENT SYSTEM

ITEM	QTY	PART NO.	PART DESCRIPTION
1	1	1/8 MMO-S	PARKER - TEE, INTERNAL PIPE THREAD, 1/8 NPT
2	1	1001363	ASSEMBLY, AUXILIARY INSTRUMENT PANEL
3	1	1001436	ASSEMBLY, AUXILIARY CIRCUIT BREAKER
4	1	1001924	MAIN WIRE HARNESS
5	1	1001925	WIRE HARNESS, AUXILIARY INSTRUMENT PANEL
6	1	1001927	ASSEMBLY, SCOOP POSITION LOGIC
7	1	1002181	PLACARD, ENGINE POWER
8	1	1002183	ASSEMBLY, RELAY
9	1	1004813	TORQUE GAUGE, SINGLE PORT
10	1	1008366	TORQUE GAUGE, DUAL PORT
11	1	1008739	PRESSURE SWITCH, OVER TORQUE, 1600 HP
12	1	10A11000-029	WIRE HARNESS, 14 PIN
13	1	10A11000-030	WIRE HARNESS, PUMP
14	2	1-480702-0	PLUG HOUSING, 4 POSITION
15	2	1-480703-0	PLUG AND SOCKET HOUSING, 4 POSITION
16	10	205090-1	CRIMP SOCKET, 24-20G, FEMALE
17	2	206708-1	9 PIN CPC CONNECTOR
18	2	206966-7	CPC CABLE CLAMP, SIZE 13
19	10 FT	22759-16-20-9	WIRE, 20 AWG, WHITE
20	1	26C1308	HOUSING, MOLEX, 3 PIN

PARTS MANUAL
10000 AMPHIBIAN FLOATS ON AT-802 AND AT-802A - FIRE BOSS CONVERSION

ITEM	QTY	PART NO.	PART DESCRIPTION
21	3	26C1313	HOUSING, MOLEX, 2 PIN
22	3	26C1314	PLUG, MOLEX 2 PIN FEMALE
23	2	31890	TERMINAL, RING
24	8	350689-1	CRIMP SOCKET
25	8	350690-1	CRIMP PIN
26	6	36154	TERMINAL, RING
27	10	36160	TERMINAL, RING
28	20	35C4908	CRIMP PIN CONTACT, FEMALE
29	10	35C4909	CRIMP PIN CONTACT, MALE
30	1	38C8706	HOUSING, MOLEX, 1 PIN
31	1	38C8715	9 PIN MOLEX CONNECTOR
32	1	5073918-1431-600	LAMP, RED, 28V
33	1	5073918-1432-600	LAMP, GREEN, 28V
34	1	5073918-1434-600	LAMP, BLUE, 28V
35	1	61233-1	PRESSURE SWITCH, OVER TORQUE, 1350 HP
36	10	66101-4	CRIMP SOCKET
37	20	66105-4	CRIMP SOCKET
38	1	68X4	BRASS FITTING (AIRTRACTOR)
39	1	7B3-4400-1	PLACARD, BRIGHT
40	1	7B3-4400-2	PLACARD, DIM
41	1	7B3-4400-3	PLACARD, ON
42	3	7B3-4400-4	PLACARD, OFF
43	2	7B3-4400-6	PLACARD, AUTO
44	1	7B3-4400-7	PLACARD, SCOOPS
45	1	7B3-4400-8	PLACARD, MANUAL
46	1	7B3-4400-9	PLACARD, DOWN
47	1	7B3-4400-13	PLACARD, FILL LEVEL
48	1	7B3-4400-14	PLACARD, FOAM PUMP
49	1	7B3-4400-16	PLACARD, SCOOPS UP
50	1	7B3-4400-17	PLACARD, PRESS TO TEST
51	1	7B3-4400-22	PLACARD, BILGE PUMP LT
52	1	7B3-4400-23	PLACARD, BILGE PUMP RT
53	1	96B7033	PLUG, MOLEX, 9 POSITION
54	10 FT	97358	SPLIT LOOM, 1/4", BLACK
55	10 FT	97359	SPLIT LOOM, 3/8", BLACK
56	10 FT	97361	SPLIT LOOM, 1/2", BLACK
57	10 FT	97363	SPLIT LOOM, 3/4", BLACK
58	4	AAP-43	POP RIVET
59	8	AN526-832R8	SCREW
60	2	AN818-4D	NUT, TUBE COUPLING
61	1	AN910-1D	COUPLING, PIPE THREAD

PARTS MANUAL
 10000 AMPHIBIAN FLOATS ON AT-802 AND AT-802A - FIRE BOSS CONVERSION

ITEM	QTY	PART NO.	PART DESCRIPTION
62	1	C312-0001	DIGITAL READ OUT, FILL SYSTEM
63	1	C312-0002	CABLE, FILL SYSTEM
64	1	C312-0003	CABLE, FILL SYSTEM
65	1	EA5175-22	AIRSPEED INDICATOR
66	5 FT	HS105-1/4-0	HEAT SHRINK, BLACK
67	5 FT	HS105-3/16-0	HEAT SHRINK, BLACK
68	2	MS20819-4D	SLEEVE, FLARED TUBE FITTING
69	1	MS20825-4D	TEE, PIPE TO TUBE
70	8	MS21044N08	NUT, LOCKING NYLON INSERT
71	1	MS28042-1A	CLAMP
72	4	MS35214-25	BRASS SCREW
73	8	NAS1149FN832P	WASHER
74	100	PLT1M-M0	ZIP TIES, SMALL
75	100	PLT3S-M0	ZIP TIES, MEDIUM
76	1	PRD60	RECORDER, DIGITAL ORAL AURAL
77	10	R-3	TERMINAL RING, # 6 STUD
78	10	R-5	TERMINAL RING, # 10 STUD
79	4	S1021A8-10	SCREW
80	1	S1139-1	TEE FITTING
81	4	S2034-1	MOUNT
82	200	T18L	ZIP TIES, 8"
83	4	T-8	CABLE TIE MOUNT
84	8	Y-2	RING CONNECTOR, # 6 STUD
85	8	Y-3	RING CONNECTOR, # 8 STUD
86	8	Y-4	RING CONNECTOR, # 10 STUD
87	2	Y-6	RING CONNECTOR, 5/16 STUD

THIS PAGE INTENTIONALLY LEFT BLANK

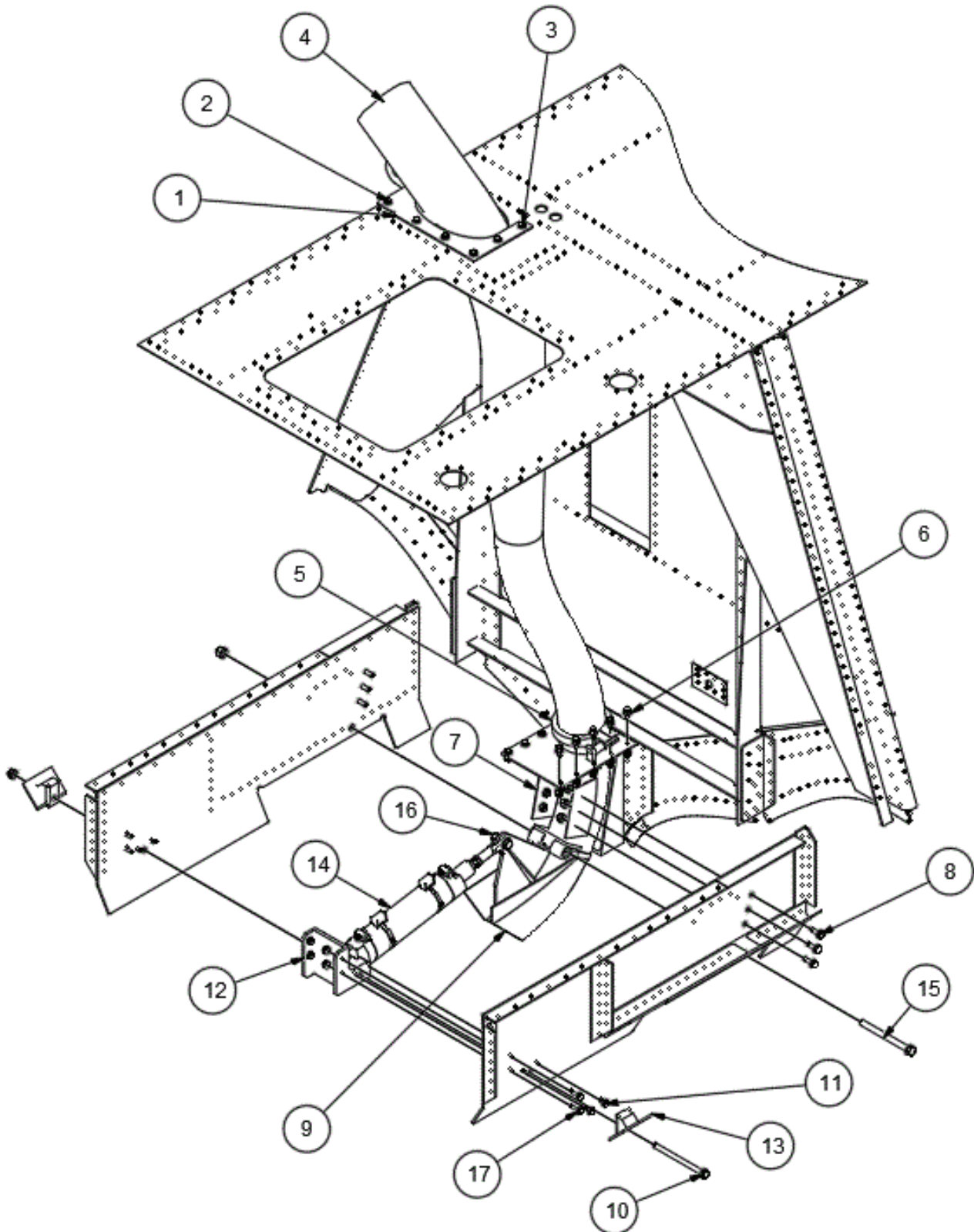
SECTION 5 SCOOP SYSTEM



CONTENTS

SCOOP SYSTEM.....	118
PROBE JACK CYLINDER ASSEMBLY	120
SCOOP TUNNEL.....	122
HOPPER VENT SYSTEM	124
FILL SYSTEM FUSELAGE.....	129

SCOOP SYSTEM

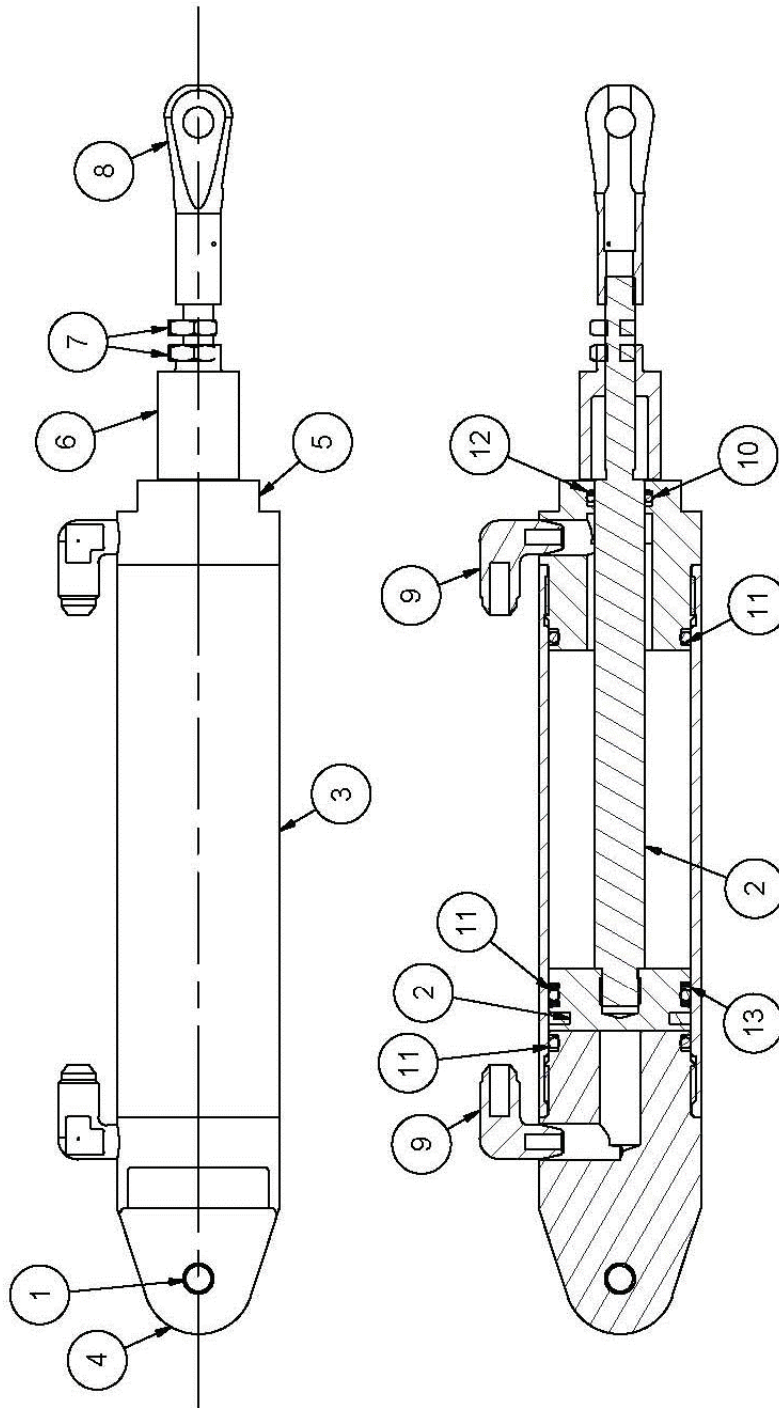


PARTS MANUAL

10000 AMPHIBIAN FLOATS ON AT-802 AND AT-802A - FIRE BOSS CONVERSION

ITEM	QTY	PART NO.	PART DESCRIPTION
1 LT.	1	10A01592-005	FLANGE, FLOAT DECK, SCOOP TUBE, LEFT
1 RT.	1	10A01592-004	FLANGE, FLOAT DECK, SCOOP TUBE, RIGHT
2	3	AN3-6A	BOLT, 10-32, 0.375 GRIP, UNDRILLED, STEEL
	6	NAS1149F0363P	WASHER, 0.203 ID, 0.063 THK, STEEL
	3	MS21044N3	NUT, LOCKING, REGULAR HEIGHT, 10-32 UNF
3	5	AN3-5A	BOLT, 10-32, 0.25 GRIP, UNDRILLED, STEEL
	10	NAS1149F0363P	WASHER, 0.203 ID, 0.063 THK, STEEL
	5	MS21044N3	NUT, LOCKING, REGULAR HEIGHT, 10-32 UNF
4 LT.	1	10A01000-453	ASSEMBLY, SCOOP TUBE & FLANGE, LEFT HAND
4 RT.	1	10A01000-452	ASSEMBLY, SCOOP TUBE, RIGHT
5	1	1001159	CLAMP, WATER TUBE, 10000
	1	7G3.0	GASKET, SCOOP TUBE, ASSEMBLY
6	10	AN3-5A	BOLT, 10-32, 0.25 GRIP, UNDRILLED, STEEL
	20	NAS1149F0363P	WASHER, 0.203 ID, 0.063 THK, STEEL
	10	MS21044N3	NUT, LOCKING, REGULAR HEIGHT, 10-32 UNF
7	1	10A01000-454	ASSEMBLY, SCOOP TUBE, UPPER PROBE
8	6	AN4-6A	BOLT, 1/4-28, 0.3125 GRIP, UNDRILLED, STEEL
	12	NAS1149F0463P	WASHER, 0.265 ID, 0.063 THK, STEEL
	6	MS21044N4	NUT, LOCKING, REGULAR HEIGHT, 1/4-28 UNF
9	1	10A01000-455	ASSEMBLY, SCOOP TUBE, LOWER PROBE
10	1	AN5-42A	BOLT, 5/16-24, 3.8125 GRIP, UNDRILLED, STEEL
	2	NAS1149F0563P	WASHER, 0.328 ID, 0.063 THK, STEEL
	1	MS21044N5	NUT, HEX LOCKING NYLON INSERT STEEL 5/16-24
11	4	AN3-4A	BOLT, 10-32, 0.125 GRIP, UNDRILLED, STEEL
	4	NAS1149F0363P	WASHER, 0.203 ID, 0.063 THK, STEEL
12	1	10A01031-002	PIVOT BRACKET - PROBE JACK
13	1	10A01198-022	SEAL, BOTTOM BOLT
14	1	10A09000-293	ASSEMBLY, CYLINDER, PROBE JACK
15	1	AN6-41A	BOLT, 3/8-24, 3.5625 GRIP, UNDRILLED, STEEL
	2	NAS1149F0663P	WASHER, 0.39 ID, 0.063 THK, STEEL
	1	MS21044N6	NUT, LOCKING, REGULAR HEIGHT, 3/8-24 UNF
16	1	AN6-11A	BOLT, 3/8-24, 0.5625 GRIP, UNDRILLED, STEEL
	2	NAS1149F0663P	WASHER, 0.39 ID, 0.063 THK, STEEL
	1	MS21044N6	NUT, LOCKING, REGULAR HEIGHT, 3/8-24 UNF
17	4	AN3-6A	BOLT, 10-32, 0.375 GRIP, UNDRILLED, STEEL
	8	NAS1149F0363P	WASHER, 0.203 ID, 0.063 THK, STEEL
	4	MS21044N3	NUT, LOCKING, REGULAR HEIGHT, 10-32 UNF

PROBE JACK CYLINDER ASSEMBLY

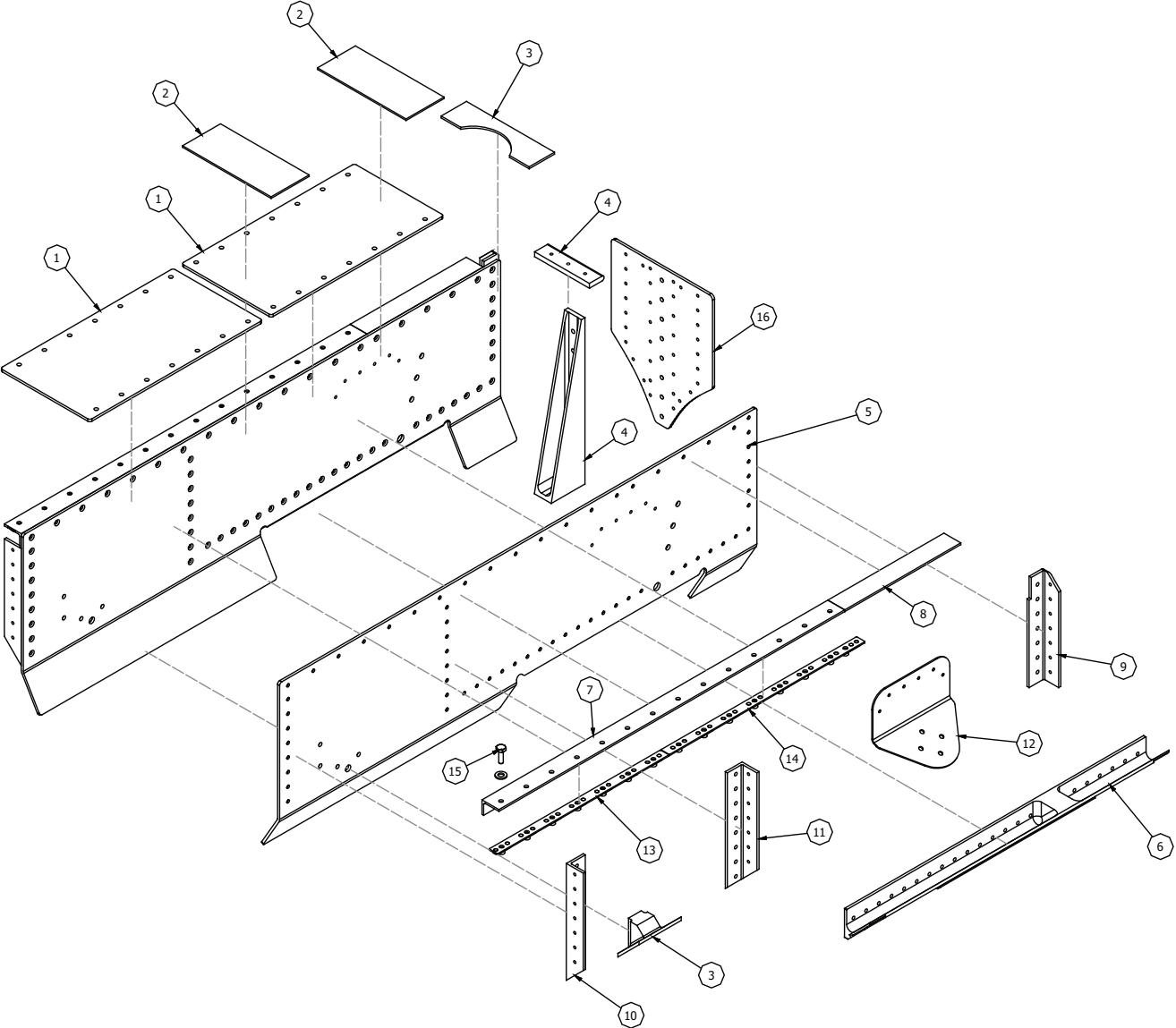


PARTS MANUAL
 10000 AMPHIBIAN FLOATS ON AT-802 AND AT-802A - FIRE BOSS CONVERSION

ITEM	QTY	PART NO.	PART DESCRIPTION
-	1	10A09000-293	PROBE JACK CYLINDER ASSEMBLY
1	1	05DU06	SELF LUBRICATING BUSHINGS
2	1	10A09000-292	ASSY., PISTON ROD, PROBE JACK
3	1	10A09024-002	CYLINDER
4	1	10A09024-003	END PLUG – PROBE JACK
5	1	10A09024-004	FRONT PLUG – PROBE JACK
6	1	10A09261-008	STOP – PROBE JACK
7	2	AN316-6R	NUT
8	1	AN665-80R	TERMINAL, FLY WIRE
9	2	MS20822-5-4D	FITTING 90 DEGREE
10	1	MS28775-114	“O” RING
11	3	MS28775-222	“O” RING, HYDRAULIC
12	1	MS28782-12	BACKUP RING
13	2	MS28782-27	BACKUP RING
14*	1	1001721	ASSY. SCOOP POSITION SWITCH (4 PIN)
	1	KPTC6E8-4S	CONNECTOR (4 PIN)
	1	1002152	ASSY. SCOOP POSITION SWITCH (6 PIN)
	1	KPSE06E10-6S	CONNECTOR (6 PIN) (6 PIN STARTS AT WIPAIRE S/N 10053)
	2	BIM-PST-AN6X KLP80	POSITION SWITCH S/N 10001-10204
	2	M6965106	CLAMP
	2	S4685792	SENSOR, INDUCTIVE MAGNET, NON 10-30 VDC S/N 10205/10206
	1	U0163-11	SPLITTER, 2 BRANCH, 4 WIRE, MALE (S/N 10205A/10206A)

*ITEMS NOT SHOWN


SCOOP TUNNEL



PARTS MANUAL
 10000 AMPHIBIAN FLOATS ON AT-802 AND AT-802A - FIRE BOSS CONVERSION

ITEM	QTY	PART NO.	PART DESCRIPTION
1	2	10A01001-066	PLATE - TOP COVER - TUNNEL
2	2	10A01155-053	CONNECTOR - PROBE TUNNEL COVER
3	2	10A01198-022	FITTING - SCOOP TUNNEL BOTTOM BOLT SEAL
4	1	10A01205-010	SPACER-SCOOP TUNNEL
5	1	10A01001-065	PLATE - SIDE COVER - TUNNEL
6	1	10A01198-021	SUPPORT-BOTTOM SKIN LT-SCOOP TUNNEL
7	1	10A01359-235	ANGLE - COVER - SCOOP TUNNEL
8	1	10A01359-237	ANGLE - SHORT - COVER - SCOOP TUNNEL
9	1	10A01427-028	ANGLE - TUNNEL AFT
10	1	10A01427-030	ANGLE - TUNNEL MIDDLE
11	1	10A01427-031	ANGLE - TUNNEL FWD
12	2	1007498	MOUNT, BILGE, PUMP
13	1	1009722	STRIP, NUTPLATE, 10000
14	1	1009723	STRIP, NUTPLATE, 10000
15	A/R	AN3-5A	BOLT, 10-32, 0.25 GRIP, UNDRILLED, STEEL
16	1	10A01001-236	PLATE - AFT COVER - TUNNEL

HOPPER VENT SYSTEM

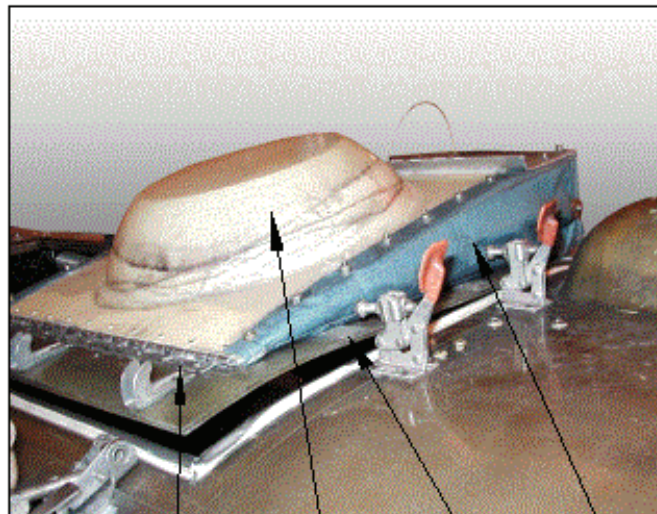


2

3

1

4





6




7

8

5

PARTS MANUAL
10000 AMPHIBIAN FLOATS ON AT-802 AND AT-802A - FIRE BOSS CONVERSION





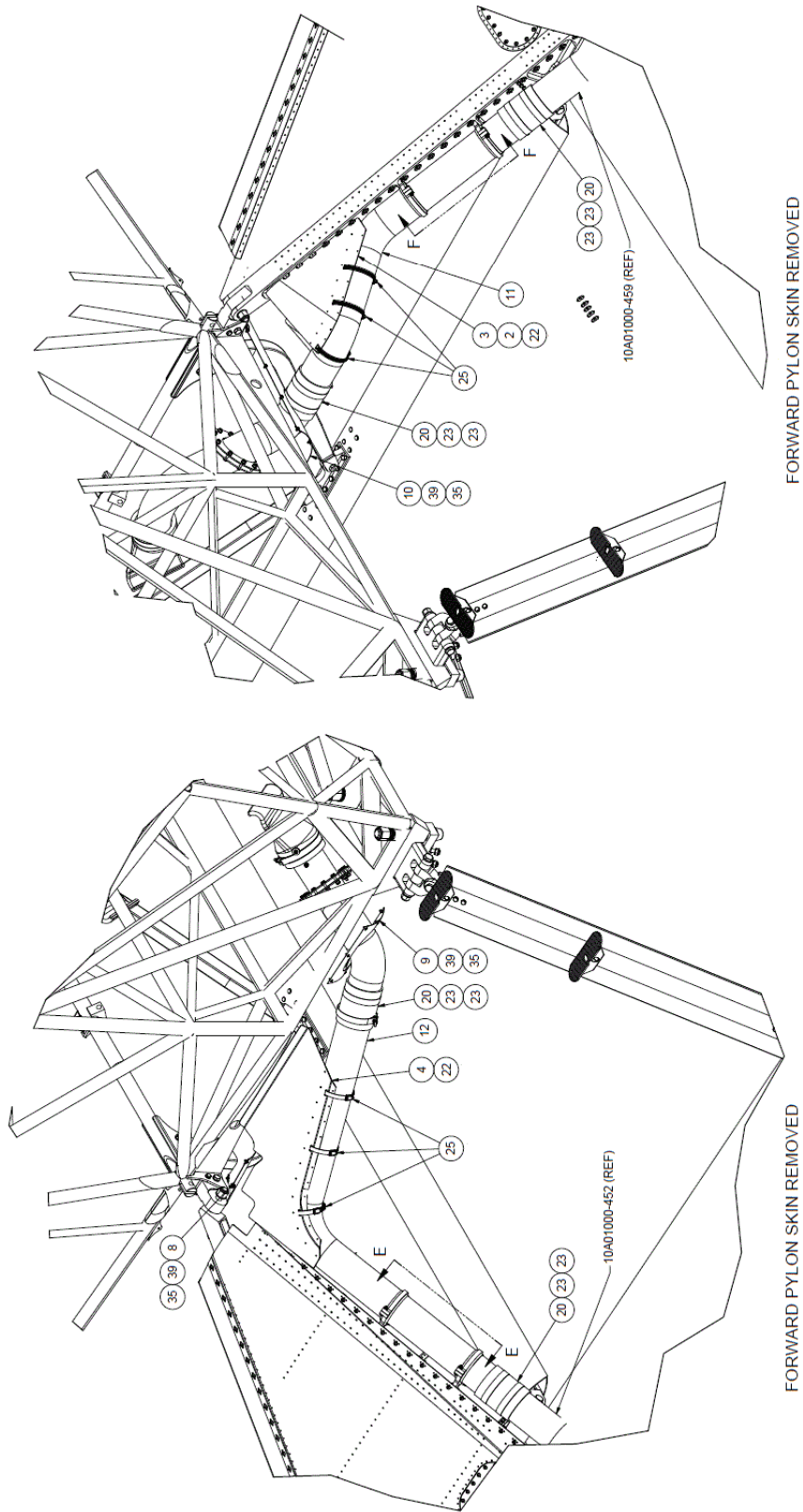
PARTS MANUAL
10000 AMPHIBIAN FLOATS ON AT-802 AND AT-802A - FIRE BOSS CONVERSION

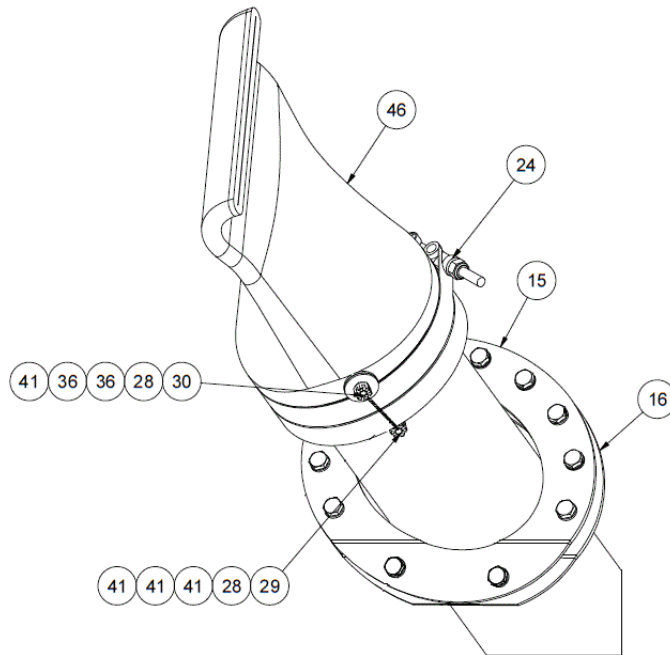
ITEM	QTY	PART NO.	PART DESCRIPTION
1	1	21A08274-007	HANDLE
	2	MS21919WDG9	CLAMP, DIA 9/16", ALUMINUM BAND, CHLOROPRENE CUSHION
2	1	10A12163-121	BRACKET REINFORCEMENT
3	1	10A12652-003	GUIDE, VENT DOOR CABLE
	2	MS24693S48	SCREW, COUNTERSUNK, 8-32 UNC, 0.375 LG
4	1	10A12487-009	RETAINER CLIP
5	2	10A12695-001	WATER DEFLECTOR - OVERFILL VENT
	4	10A12150-200	REINFORCEMENT STRIPS
	40	AN507-1032	SCREW
6	1	10A12745-002	HINGE - DOME VENT
7	1	10A12599-013	VENT DOME
8	4	10A12536-015	PAD, CLAMP
9	1	80533-1	HOPPER LID
	2	80532-5	GASKET - SPONGE
10	1	R581559	SEAL, RUBBER, W/ RUBBER SPIKES, 1 1/2" SPACING, 3/8"DIA
11	1	1011016	ANGLE, SPRING ATTACH
	1	MS20115-5	SHACKLE, 5/32
	3	AN3-6A	BOLT, 10-32, 0.375 GRIP, UNDRILLED, STEEL
	3	NAS1149F0363P	WASHER, 0.203 ID, 0.063 THK, STEEL
	3	MS21044N3	NUT, LOCKING, REGULAR HEIGHT, 10-32 UNF
12	1	81153S	SPRING, CENTERING, 1-1/2" DIA, 6" SPRING LENGTH
13	1	10A12000-064	CABLE ASSEMBLY
14	1	10A12000-060	PULLEY ASSEMBLY
	4	AN3-7A	BOLT, 10-32, 0.5 GRIP, UNDRILLED STEEL
	4	NAS1149F0363P	WASHER, 0.203 ID, 0.063 THK, STEEL
	4	MS21044N3	NUT, LOCKING, REGULAR HEIGHT, 10-32 UNF
15	1	10A12000-061	PULLEY BRACKET ASSEMBLY
	4	AN3-7A	BOLT, 10-32, 0.5 GRIP, UNDRILLED STEEL
	4	NAS1149F0363P	WASHER, 0.203 ID, 0.063 THK, STEEL
	4	MS21044N3	NUT, LOCKING, REGULAR HEIGHT, 10-32 UNF
16	1	10A12000-065	CABLE ASSEMBLY
17	2	10A12523-007	SPACER, HOPPER DOOR RETAIN
	2	MS21252-5RL	TURNBUCKLE FORK, RIGHT LONG, 1/4-28 THREAD, 5/32 CABLE
	2	MS21251B5L	TURNBUCKLE, BARREL, 1/4-28 THREAD, 4" LENGTH
	2	MS21252-5LL	TURNBUCKLE FORK, LEFT LONG, 1/4-28 THREAD, 5/32 CABLE
	2	AN44-6A	EYEBOLT
	2	NAS1149F0563P	WASHER, 0.328 ID, 0.063 THK, STEEL
	2	MS210N44N5	NUT
	4	AN4-7A	BOLT, 1/4-28, 0.4375 GRIP, UNDRILLED, STEEL
	4	NAS1149F0463P	WASHER, 0.265 ID, 0.063 THK, STEEL
	4	MS21044N4	NUT, LOCKING, REGULAR HEIGHT, 1/4-28 UNF

PARTS MANUAL
10000 AMPHIBIAN FLOATS ON AT-802 AND AT-802A - FIRE BOSS CONVERSION

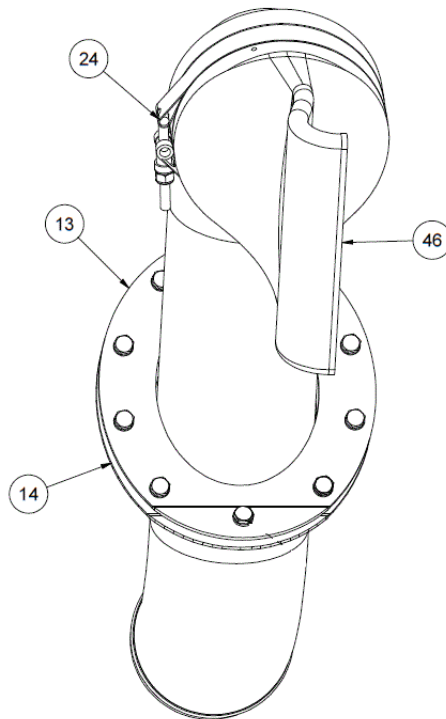
ITEM	QTY	PART NO.	PART DESCRIPTION
18	1	7A3-4410	PLACARD, FIRE GATE
19	2	AN44-30A	EYEBOLT
	2	AN970-5	WASHER, LARGE AREA FLAT, SIZE 5/16
20	1	10A12666-002	FILL VENT TUBE
	1	10A12696-001	HOSE COUPLING
	1	5312K18	POWER CLAMP
21	1	10A12000-059	FLANGE ASSY – TO TANK
	1	10A12532-008	FLANGE FILLER VENT AFT
	10	AN4-10A	BOLT, 1/4-28, 0.5625 GRIP, UNDRILLED, STEEL
	10	NAS1149F0463P	WASHER, 0.265 ID, 0.063 THK, STEEL
	10	MS21044N4	NUT, LOCKING, REGULAR HEIGHT, 1/4-28 UNF
22	1	10A12000-069	VENT TUBE RETAINER ASSEMBLY
	2	AN525-10R10	SCREW, 10-32 THREAD, 7/32" GRIP, 5/8" LENGTH
	2	NAS1149F0363P	WASHER, 0.203 ID, 0.063 THK, STEEL
	2	MS21044N3	NUT, LOCKING, REGULAR HEIGHT, 10-32 UNF
23	1	10A12666-001	VENT TUBE – TAIL EXHAUST
	1	10A12696-001	HOSE COUPLING 5"
	1	5312K18	HOSE CLAMP, 5-1/2 DIA

FILL SYSTEM FUSELAGE

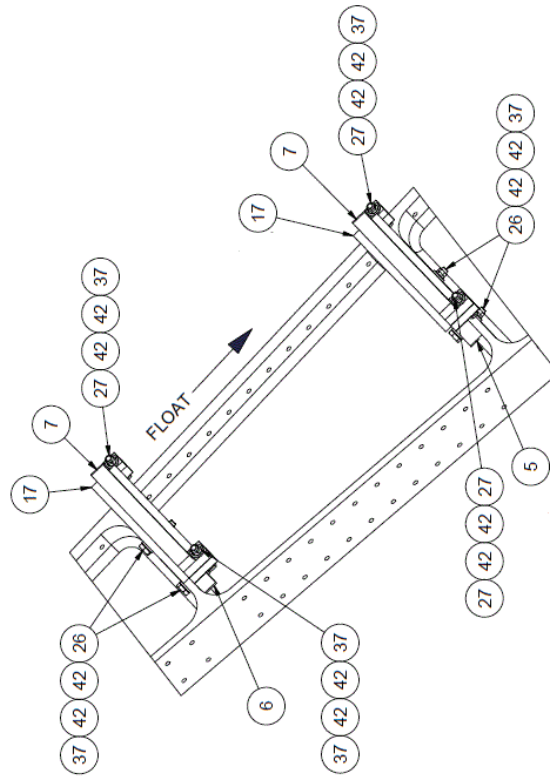




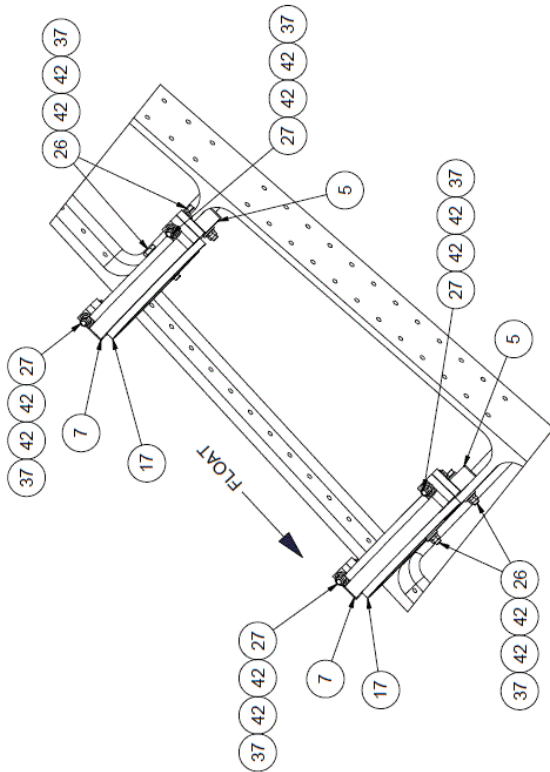
HOPPER, RIGHT SIDE, FWD, LOOKING OUT



HOPPER, LEFT SIDE, AFT, LOOKING OUT



PYLON, LEFT, FWD STRUT, 10A12424-001 TUBE REMOVED



PYLON, RIGHT, FWD STRUT, 10A12424-002 TUBE REMOVED

PARTS MANUAL
10000 AMPHIBIAN FLOATS ON AT-802 AND AT-802A - FIRE BOSS CONVERSION


ITEM	QTY	PART NO.	PART DESCRIPTION
1	2	1001020	EPOXY ADHESIVE PACKET
2	1	1003495	FAIRING - LEFT SIDE BOTTOM
3	1	1003496	FAIRING LEFT SIDE TOP
4	1	1003532	ASS'Y, AT802 - RH FAIRING
5	3	1009117	MOUNT - SCOOP TUBE - LOWER PYLON
6	1	10A02201-004	MOUNT - SCOOP TUBE - PYLON
7	4	10A02201-005	MOUNT - SCOPE TUBE - PYLON
8	1	10A12158-275	COVER, MAIN ATTACH FITTING, RT, AT802
9	1	10A12158-276	COVER, FILL TUBE RH
10	1	10A12158-277	COVER, MAIN ATTACH FITTING, LT, AT802
11	1	10A12424-001	TUBE, FLOAT TO TANK, LH
12	1	10A12424-002	TUBE, STRUT TO TANK, RH
13	1	10A12532-003	FLANGE - INLET TUBE, LH
14	1	10A12532-004	FLANGE - OUTER, INLET TUBE, LH SIDE
15	1	10A12532-005	FLANGE - INNER - LH SIDE - INLET TUBE
16	1	10A12532-006	FLANGE - OUTER, RH, INLET TUBE
17	4	10A12566-010	GASKET, FILL TUBE
18	1	10A12594-001	TUBE, INLET, LH
19	1	10A12594-002	TUBE, INLET, RH
20	4	10A12697-001	HOSE COUPLING - 4"
22	10 FT	52-4652-W	TRIM, SNAP ON
23	8	5312K16	CLAMP
24	2	5312K17	CLAMP
25	6	5764	CLAMP, HOSE
26	8	AN3-11A	BOLT, 10-32, 0.75 GRIP, UNDRILLED, STEEL
27	8	AN3-12A	BOLT, 10-32, 0.875 GRIP, UNDRILLED, STEEL
28	4	AN310C3	NUT, PLAIN, CASTELLATED, STAINLESS STEEL, 10-32 UNF
29	2	AN3C4	BOLT, 10-32, 0.125 GRIP, DRILLED SHANK, STAINLESS STEEL
30	2	AN3C7	BOLT, 10-32, 0.5 GRIP, DRILLED SHANK, STAINLESS STEEL
31	4	AN4-10A	BOLT, 1/4-28, 0.5625 GRIP, UNDRILLED, STEEL
32	16	AN4-11A	BOLT, 1/4-28, 0.6875 GRIP, UNDRILLED, STEEL
33	4	AN4-12A	BOLT, 1/4-28, 0.8125 GRIP, UNDRILLED, STEEL
34	3	AN4-7A	BOLT, 1/4-28, 0.4375 GRIP, UNDRILLED, STEEL
35	28	AN526C632R6	SCREW, MACHINE, TRUSS HEAD
36	4	AN970C3	WASHER
37	16	MS21042L3	NUT, SELF LOCKING, 450 DEGREE, 10-32 UNF
38	19	MS21044N4	NUT, LOCKING, REGULAR HEIGHT, 1/4-28 UNF
39	28	MS21047L06	NUT PLATE, FIXED, STEEL, PLAIN, 6-32
40	3	MS21059L4	NUT PLATE
41	8	NAS1149C0363R	WASHER, 0.203 ID, 0.063 THK, STAINLESS STEEL
42	32	NAS1149F0363P	WASHER, 0.203 ID, 0.063 THK, STEEL

PARTS MANUAL
10000 AMPHIBIAN FLOATS ON AT-802 AND AT-802A - FIRE BOSS CONVERSION

ITEM	QTY	PART NO.	PART DESCRIPTION
43	22	NAS1149F0432P	WASHER, 0.265 ID, 0.032 THK, STEEL
44	44	NAS1149F0463P	WASHER, 0.265 ID, 0.063 THK, STEEL
45	6 FT	PM-T1	CHAFE TAPE
46	2	TF1-040-22-0400CBH	VALVE, 4" I.D., CURLED

THIS PAGE INTENTIONALLY LEFT BLANK

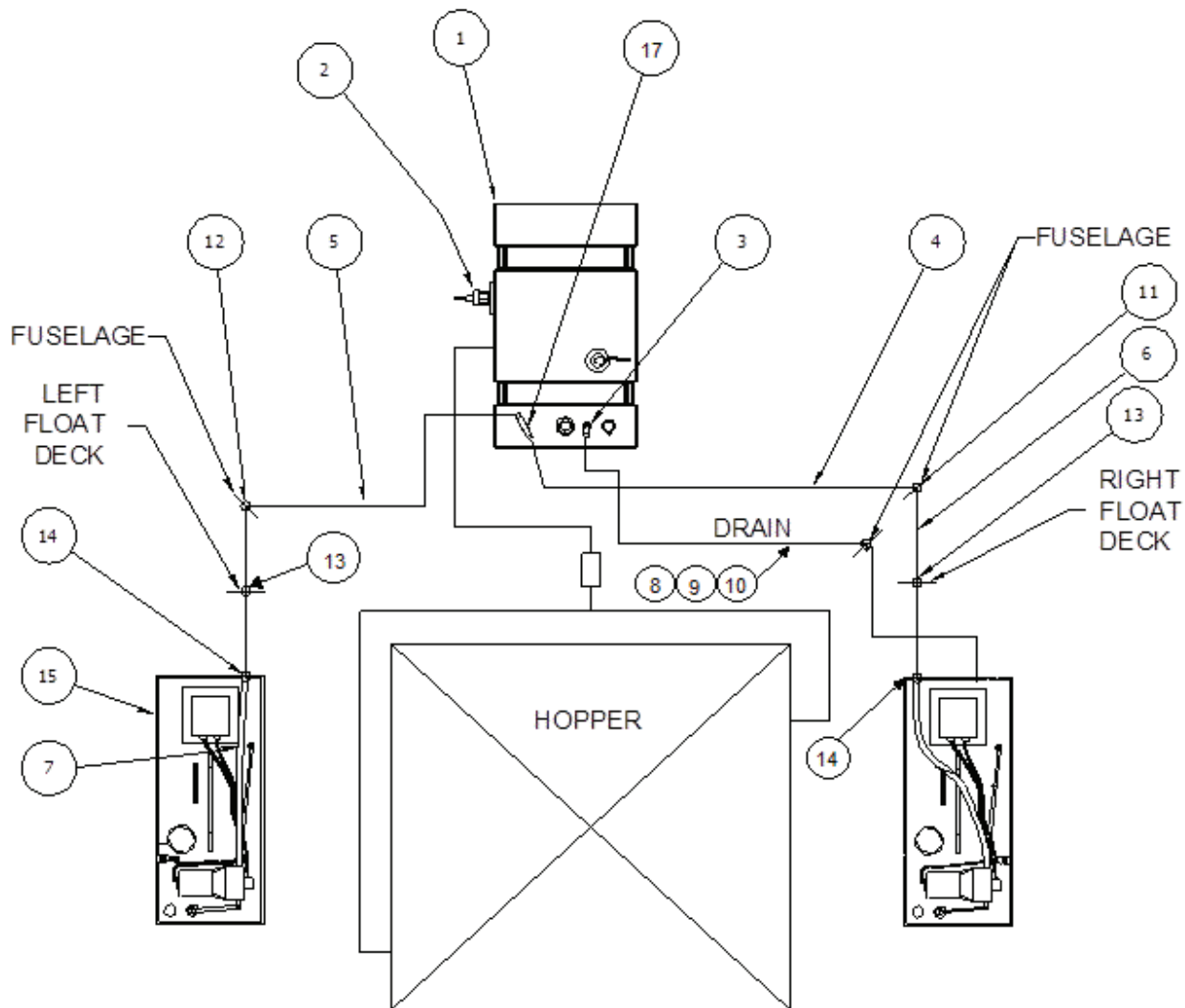
SECTION 6 FOAM SYSTEM



CONTENTS

FOAM SYSTEM.....	136
------------------	-----

FOAM SYSTEM



ITEM	QTY	PART NO.	PART DESCRIPTION
1	1	1001906	AIRCRAFT FOAM TANK MODIFIED
2	1	10A12652-001	ADAPTER, FOAM TANK
	1	MS28775-334	O RING, DIA 2.6
	8	MS24693C278	SCREW, CORROSION RESIST 10-32 THREAD, 1-1/4" LENGTH
	8	MS21044C3	NUT, SELF LOCK, NYLON INSERT, CORROSION RESIST, 10-32
	1	46235K25	LEVEL INDICATOR, FLOAT SWITCH
3	1	48725642	TUBE, BARBED, ELBOW, 90 DEGREE 1/2 X 3/8
4	6.5'	60703	TUBING, RIGHT SIDE TANK OUTLET
5	8.5'	60703	TUBING, LEFT SIDE TANK OUTLET
6	10.8'	60703	TUBING, FUSELAGE TO FLOAT TANK
7	3.17'	60703	TUBING, PUMP TO FLOAT BULKHEAD


PARTS MANUAL

10000 AMPHIBIAN FLOATS ON AT-802 AND AT-802A - FIRE BOSS CONVERSION

ITEM	QTY	PART NO.	PART DESCRIPTION
8	1	10A12417-003	DRAIN TUBE, FOAM TANK (OPTION)
9	1	10A12163-128	STAND OFF - FOAM BREATHER LOWER (OPTION)
	1	MS21919WDG8	CLAMP
	1	AN3-4A	BOLT, 10-32, 0.125 GRIP, UNDRILLED, STEEL
	1	NAS1149F0363P	WASHER, 0.203 ID, 0.063 THK, STEEL
	1	MS21044N3	NUT, LOCKING, REGULAR HEIGHT, 10-32 UNF
10	1	10A12163-129	STAND OFF , FOAM BREATHER UPPER (OPTION)
	1	MS21919WDG8	CLAMP
	1	AN3-4A	BOLT, 10-32, 0.125 GRIP, UNDRILLED, STEEL
	1	NAS1149F0363P	WASHER, 0.203 ID, 0.063 THK, STEEL
	1	MS21044N3	NUT, LOCKING, REGULAR HEIGHT, 10-32 UNF
11	1	5372K373	FITTING, ELBOW, BARBED, NYLON 1/2"
	1	MS35489-14	GROMMET, RUBBER
	2	6203	HOSE CLAMP
12	1	5372K373	FITTING, ELBOW, BARBED, NYLON 1/2"
	1	MS35489-14	GROMMET, RUBBER
	2	6203	HOSE CLAMP
13	2	MS35489-20	GROMMET, RUBBER
14	2	10A12277-003	COUPLER FOAM TANK
	4	5372K124	PIPE MALE ADAPTER, WHITE NYLON
15	1	1001798	ASSEMBLY FOAM TANK
	1	0210211C	FOAM TANK, 10000 FLOATS
	1	RH2B-V-24DC	RELAY, 2 POLE
	1	SH2B-05	SOCKET, RELAY, 2 POLE
	1	4405-343	PUMP - 24 VOLT
	1	10-782-PP	SWITCH, FLOAT
	1	10A01000-451	FLOOR, BAGGAGE (NOT SHOWN)
17	1	48726202	TUBE, BARBED, TEE FITTING 1/2

THIS PAGE INTENTIONALLY LEFT BLANK

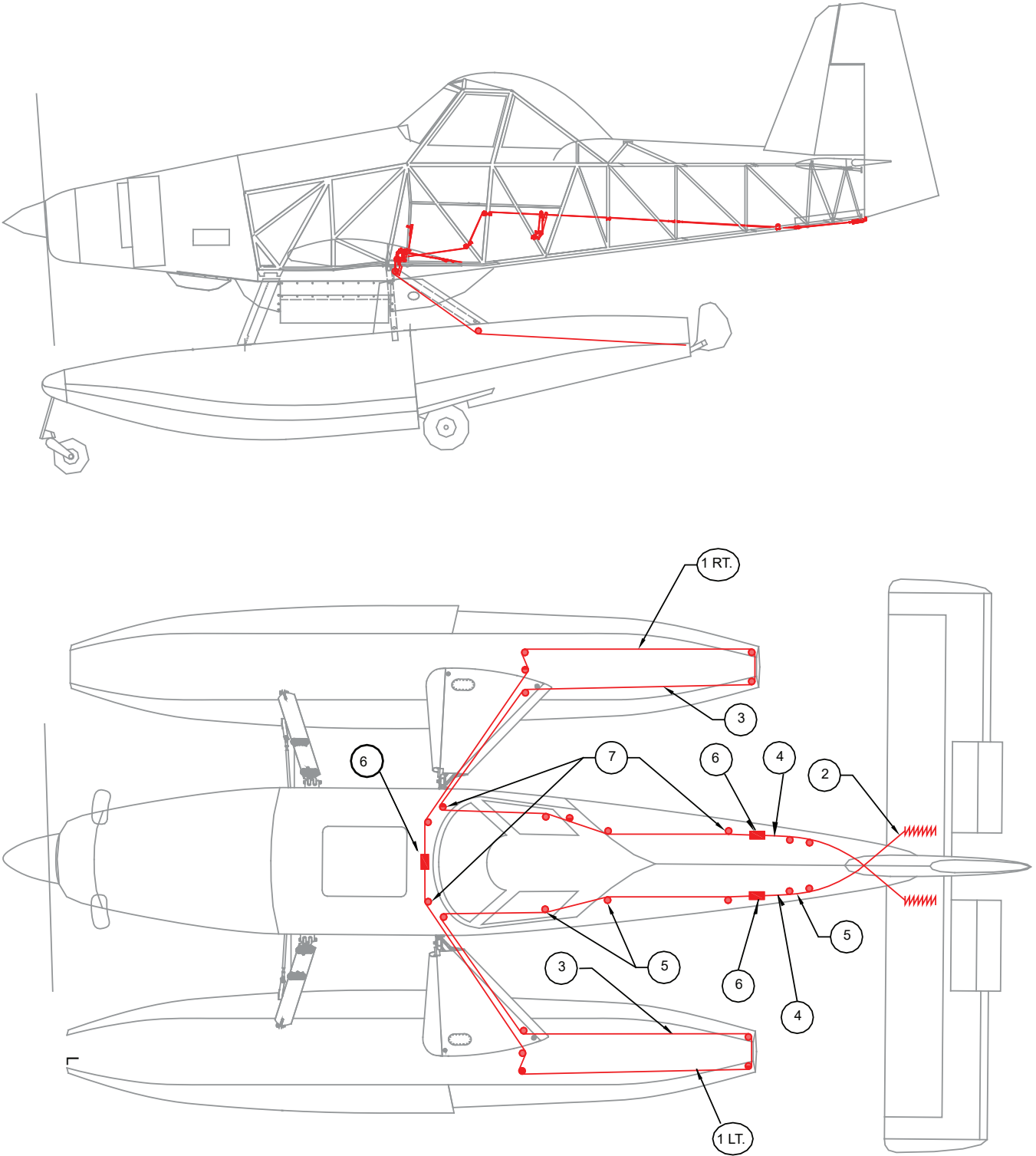
SECTION 7 CABLING



CONTENTS

WATER RUDDER STEERING, FUSELAGE	140
WATER RUDDER RETRACT, FUSELAGE	142
MANUAL RETRACT HANDLE AT-802A.....	143
WATER RUDDER ELECTRIC ACTUATOR AND MOUNTING ANGLE AT-802	145
ELECTRIC RETRACT MOTOR TOGGLE SWITCH & INDICATOR LIGHTS	146
WATER RUDDER PULLEY BRACKETS - FLOAT HULL	147
WATER RUDDER.....	150

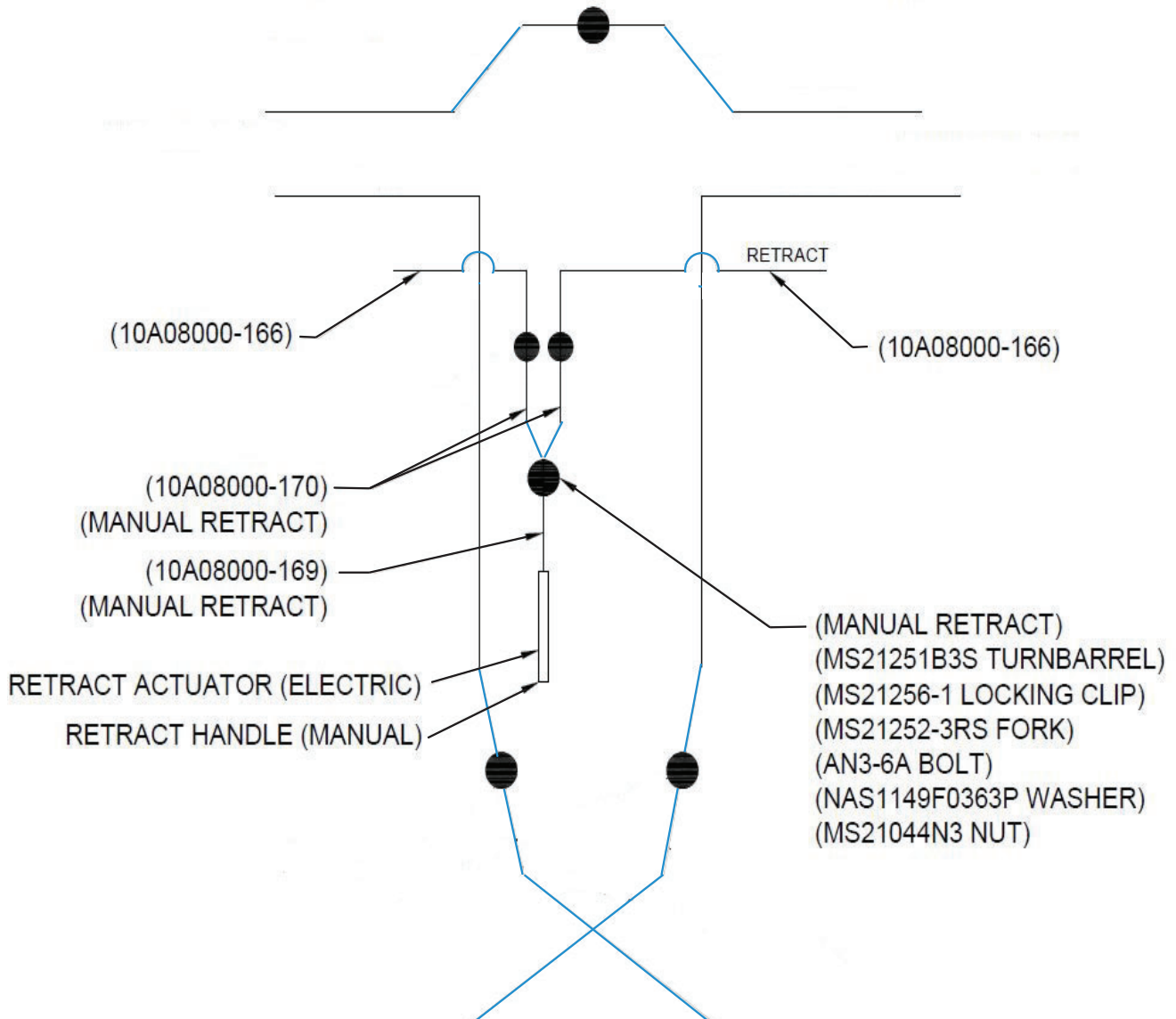
WATER RUDDER STEERING, FUSELAGE



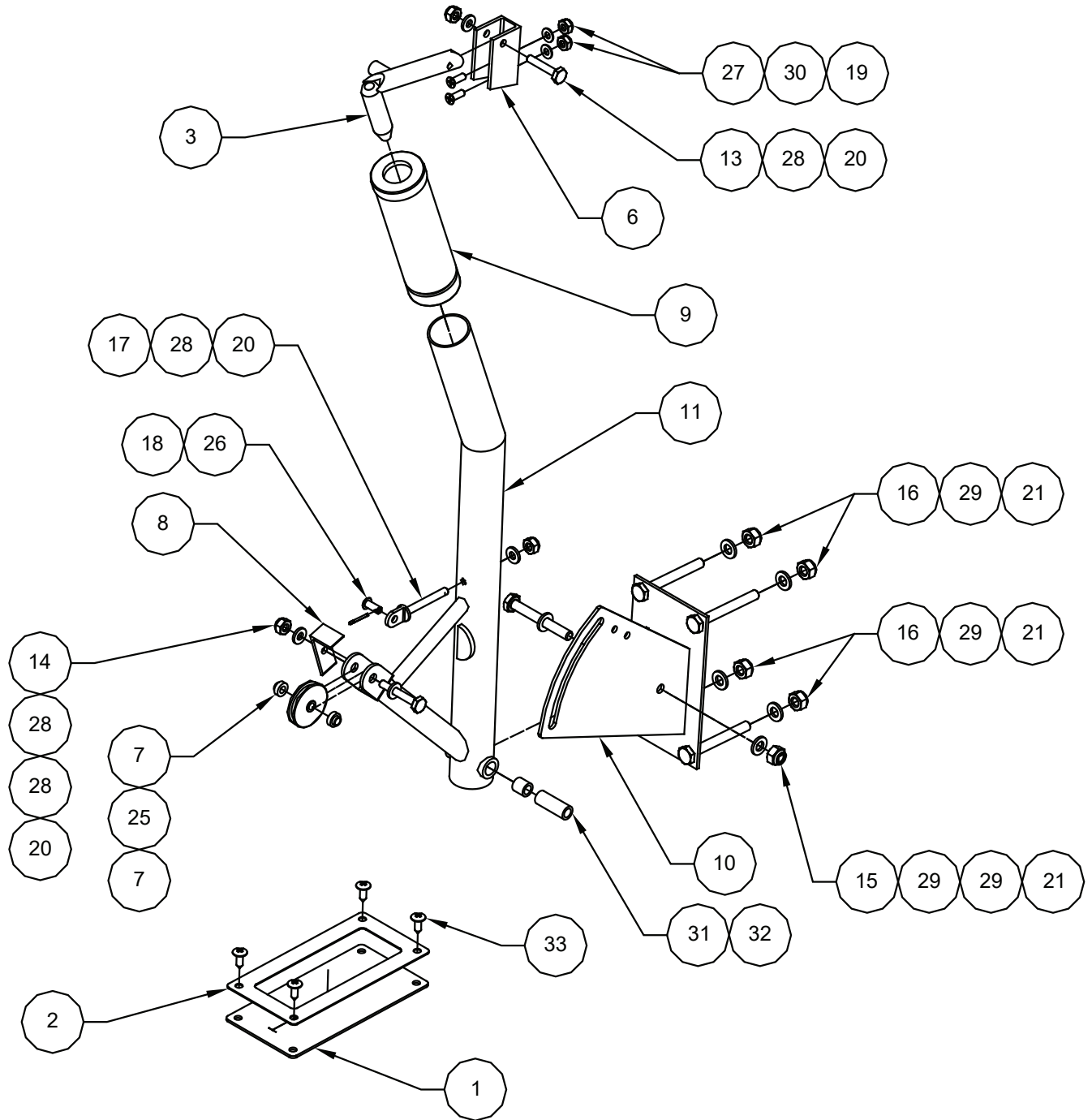
PARTS MANUAL
 10000 AMPHIBIAN FLOATS ON AT-802 AND AT-802A - FIRE BOSS CONVERSION

ITEM	QTY	PART NO.	PART DESCRIPTION
1 LT.	1	1001458	CABLE ASSEMBLY, BALANCE, LH
1 RT.	1	1001459	CABLE ASSEMBLY, BALANCE, RH
2	2	0760629-1	SPRING
	4	8A08492-001	DRAW BARS
3	2	10A08000-164	CABLE ASSEMBLY, STEERING
4	2	10A08000-168	CABLE ASSEMBLY, STEERING
5	A/R	MS20219-2	PULLEY, LARGE
6	3	MS21251B3S	TURNBUCKLE, BARREL
7	A/R	MS24566-1B	PULLEY, SMALL

WATER RUDDER RETRACT, FUSELAGE



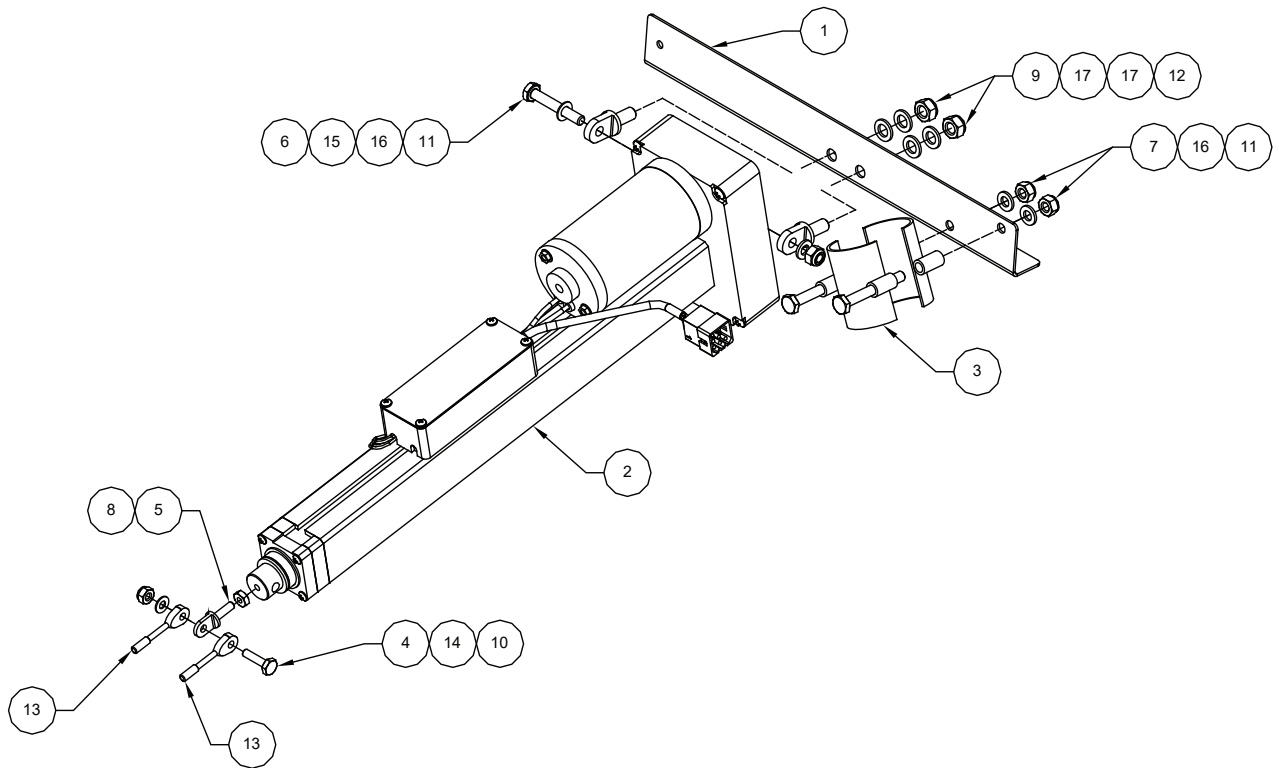
MANUAL RETRACT HANDLE AT-802A



PARTS MANUAL
10000 AMPHIBIAN FLOATS ON AT-802 AND AT-802A - FIRE BOSS CONVERSION

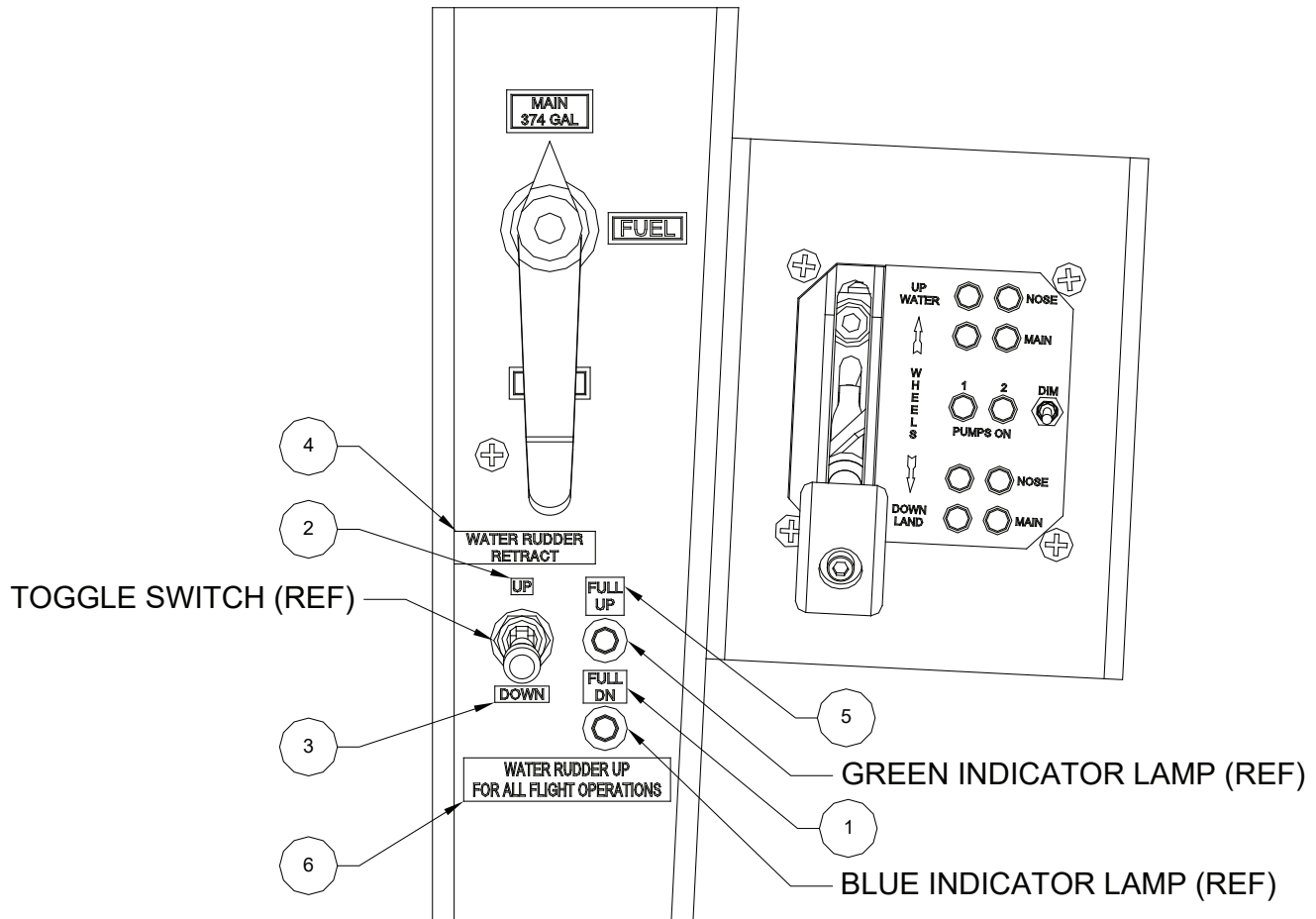
ITEM	QTY	PART NO.	PART DESCRIPTION
-	1	1001918	KIT-RETRACT HANDLE INSTALL
1	1	1001911	GASKET, RETRACT CABLE, FLOOR
2	1	1001913	RETAINER, GASKET, RETRACT CABLE, FLOOR
3	1	10A08000-167	CATCH, WATER RUDDER RETRACT
4	2	10A08000-169	CABLE, RETRACT
5	1	10A08000-170	CABLE, RETRACT
6	1	10A08193-008	BRACKET - CATCH - WATER RUDDER RETRACT
7	2	10A08280-006	SPACER, PULLEY BRACKET
8	1	10A08339-073	CABLE STOP STEERING RETRACT
9	1	100B118020	GRIP, DISPERSAL HANDLE 802
10	1	80069-5	SUPPORT ASSEMBLY, 2 FINS
11	1	80073-9	VALVE LEVER ASSEMBLY, YELLOW, 1" TUBE
12	1	AN3-6A	BOLT SIZE 10-32, LENGTH +/- 1/64 - 25/32, GRIP LENGTH 3/8
13	1	AN3-10A	BOLT SIZE 10-32, LENGTH +/- 1/64 - 1-1/32, GRIP LENGTH 5/8
14	1	AN3-12A	BOLT, 10-32 THREAD, 7/8" GRIP, 1-9/32" LENGTH
15	1	AN4-20A	BOLT SIZE 1/4-28, LENGTH +/- 1/64 - 2-1/32, GRIP LENGTH 1-9/16
16	4	AN4-21A	BOLT, 1/4-28 THREAD, 1-11/16" GRIP, 2-5/32" LENGTH
17	1	AN42B14A	BOLT EYE, 10-32 THREAD, 1-1/8" GRIP, 1-17/32" LENGTH
18	1	MS20392-2C11	PIN, CLEVIS, 3/16" DIA, 11/32" GRIP, ALLOY STEEL
19	2	MS21044N08	NUT, HEX-LOCKING NYLON INSERT STEEL CAD 2, 8-32
20	4	MS21044N3	NUT, HEX LOCKING NYLON INSERT STEEL CAD 2, 10-32
21	5	MS21044N4	NUT, HEX LOCKING NYLON INSERT STEEL CAD 2, 1/4-28
22	1	MS21251B3S	TURNBUCKLE, BARREL, 10-32 THREAD, 2 1/4" LENGTH
23	1	MS21252-3RS	TURNBUCKLE FORK, 10-32 THREAD, 3/32 CABLE SIZE
24	2	MS21256-1	CLIP LOCKING, 1.078" LENGTH, STAINLESS STEEL
24	1	MS24566-1B	PULLEY, FOR CABLE SIZES 1/16, 5/64, 3/32
26	1	MS24665-132	PIN, COTTER, 1/16" DIA, 1/2" LENGTH, CADMIUM PLATED
27	2	MS24694S5	SCREW, (100 DEG), 8-32 THREAD, 11/32" LENGTH, 3/32" GRIP
28	5	NAS1149F0363P	WASHER, 0.203 ID, 0.063 THK, STEEL
29	6	NAS1149F0463P	WASHER, SCREW SIZE 1/4 OD.500 ID.265 THK.063
30	2	NAS1149FN832P	WASHER, AIRFRAME, CARBON STEEL, TO FIT DIA #8
31	1	P26-3	BEARING, 1/4" DIA, 3/8" LENGTH
32	1	P26-8	BUNTING BUSHING
33	4	S1021A8-6	SCREW, (8X3/8 TR PHIL A STL SMS)

WATER RUDDER ELECTRIC ACTUATOR AND MOUNTING ANGLE AT-802



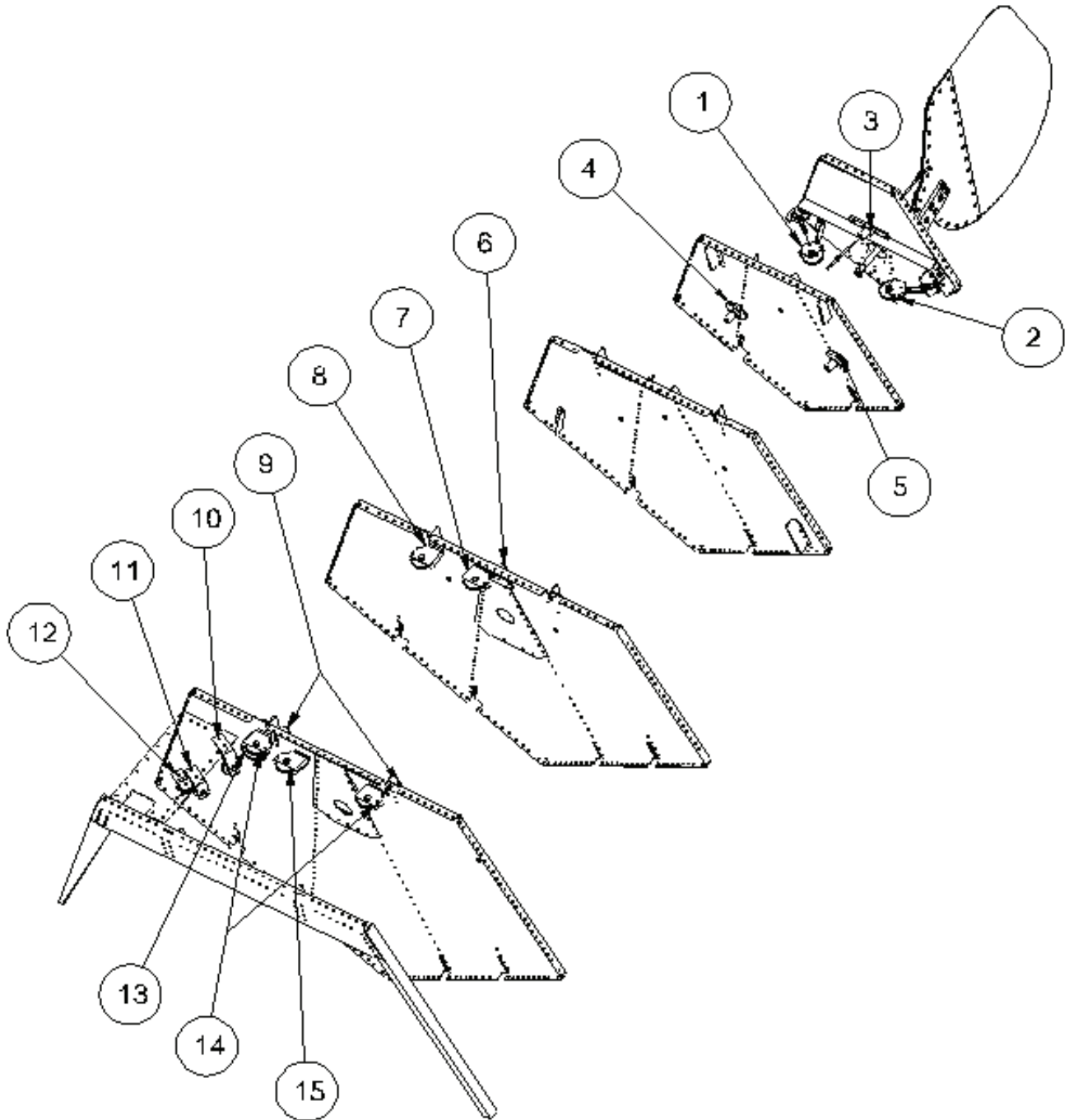
ITEM	QTY	PART NO.	PART DESCRIPTION
-	1	1001475	KIT, RETRACT MOTOR
1	1	1001097	ANGLE SUPPORT - RETRACT MOTOR
2	1	1001098	ASSEMBLY, WATER RUDDER RETRACT MOTOR
3	1	60928-1	CLAMP ASSY
4	1	AN3-6A	BOLT SIZE 10-32, LENGTH +/- 1/64 - 25/32, GRIP LENGTH 3/8
5	1	AN315-3R	NUT PLAIN, HEXAGON, 10-32 THREAD, RIGHT
6	1	AN4-15A	BOLT, 1/4-28 THREAD, 1-3/16" GRIP, 1-21/32" LENGTH
7	2	AN4-20A	BOLT SIZE 1/4-28, LENGTH +/- 1/64 - 2-1/32, GRIP LENGTH 1-9/16
8	1	AN42B5A	BOLT EYE, 10-32 THREAD, SIZE, 1/4" GRIP, 21/32" LENGTH
9	2	AN44-5A	BOLT EYE, 5/16-24 THREAD, 3/16" GRIP, 23/32" LENGTH
10	1	MS21044N3	NUT, HEX LOCKING NYLON INSERT STEEL CAD 2, 10-32
11	3	MS21044N4	NUT, HEX LOCKING NYLON INSERT STEEL CAD 2, 1/4-28
12	2	MS21044N5	NUT, HEX LOCKING NYLON INSERT STEEL CAD 2, 5/16-24
13	2	MS21254-3LS	TURNBUCKLE PIN EYE
14	1	NAS1149F0316P	WASHER, ID 13/64", OD 7/16"
15	1	NAS1149F0432P	WASHER, CARBON STEEL, TO FIT DIA 1/4", LIGHT THICKNESS
16	3	NAS1149F0463P	WASHER, SCREW SIZE 1/4 OD 500 ID 265 THK.063
17	4	NAS1149F0563P	WASHER, AIRFRAME, CARBON STEEL, TO FIT DIA 5/16"

ELECTRIC RETRACT MOTOR TOGGLE SWITCH & INDICATOR LIGHTS



ITEM	QTY	PART NO.	PART DESCRIPTION
-	1	1001475	KIT, RETRACT MOTOR
1	1	1001336	PLACARD, FULL DN
2	1	1001337	PLACARD, UP
3	1	1001338	PLACARD, DOWN
4	1	1001622	PLACARD, WATER RUDDER RETRACT
5	1	1001623	PLACARD, FULL UP
6	1	6B3-2243-2	PLACARD, WATER RUDDER UP

WATER RUDDER PULLEY BRACKETS - FLOAT HULL



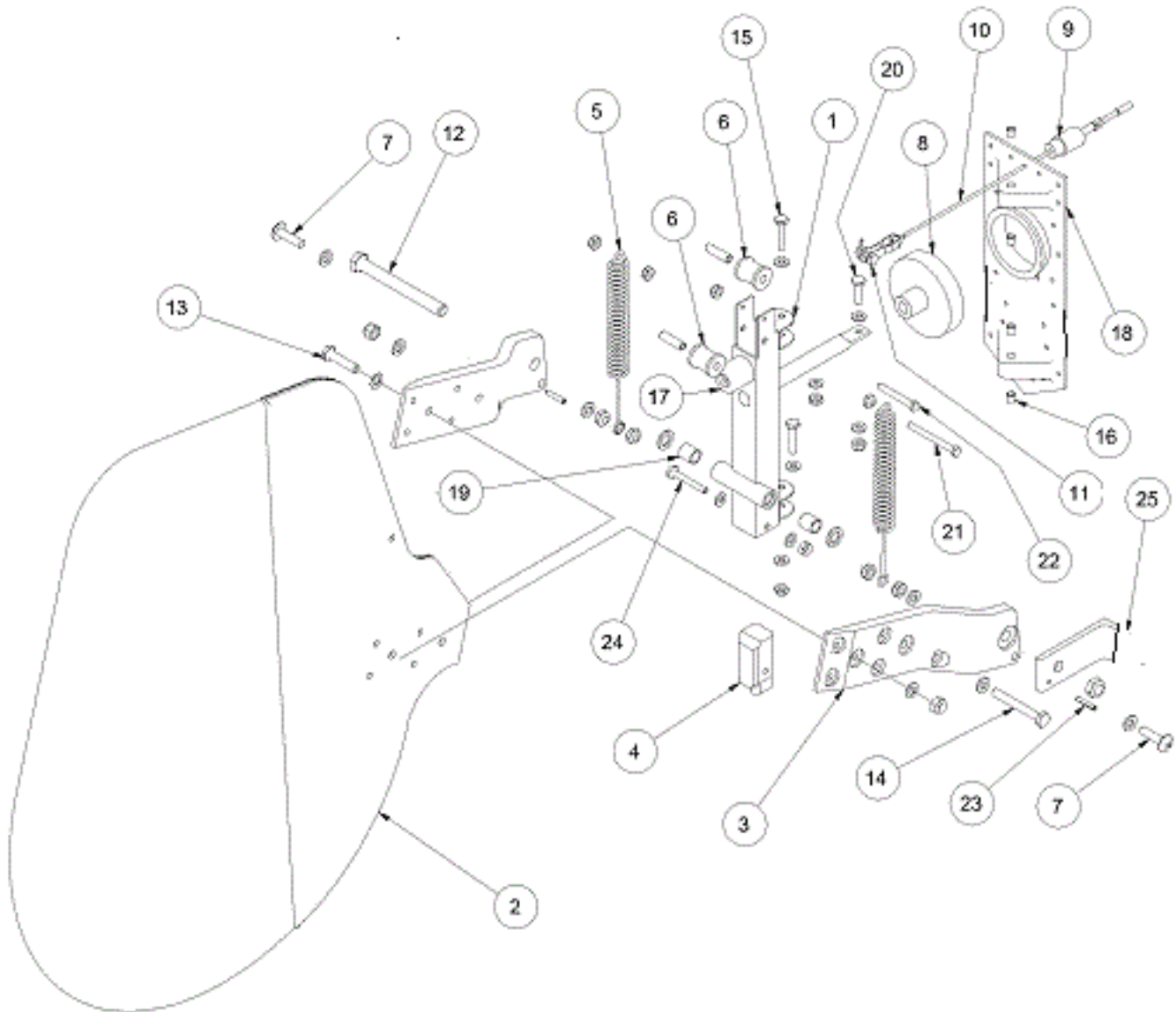
PARTS MANUAL
10000 AMPHIBIAN FLOATS ON AT-802 AND AT-802A - FIRE BOSS CONVERSION

ITEM	QTY	PART NO.	PART DESCRIPTION
1	1	10A08225-004	PULLEY BRACKET, RIGHT
	1	8A08000-043	CABLE ASSEMBLY, PULLEY
	1	AN3-5A	BOLT, 10-32, 0.25 GRIP, UNDRILLED, STEEL
	1	NAS1149F0332P	WASHER, 0.203 ID, 0.032 THK, STEEL
	1	NAS1149F0363P	WASHER, 0.203 ID, 0.063 THK, STEEL
	1	MS21044N3	NUT, LOCKING, REGULAR HEIGHT, 10-32 UNF
	1	MS20219-2	PULLEY
	1	AN4-7A	BOLT, 1/4-28, 0.4375 GRIP, UNDRILLED, STEEL
	1	MS21044N4	NUT, LOCKING, REGULAR HEIGHT, 1/4-28 UNF
	1	MS24665-136	COTTER PIN
2	1	10A08225-003	PULLEY BRACKET, LEFT
	1	8A08000-043	CABLE ASSEMBLY, PULLEY
	1	AN3-5A	BOLT, 10-32, 0.25 GRIP, UNDRILLED, STEEL
	1	NAS1149F0332P	WASHER, 0.203 ID, 0.032 THK, STEEL
	1	NAS1149F0363P	WASHER, 0.203 ID, 0.063 THK, STEEL
	1	MS21044N3	NUT, LOCKING, REGULAR HEIGHT, 10-32 UNF
	1	MS20219-2	PULLEY
	1	AN4-7A	BOLT, 1/4-28, 0.4375 GRIP, UNDRILLED, STEEL
	1	MS21044N4	NUT, LOCKING, REGULAR HEIGHT, 1/4-28 UNF
	1	MS24665-136	COTTER PIN
3	1	10A08033-004	BRACKET, CABLE GUIDE, RETRACT
	1	3A08605-001	CABLE GUIDE
4	1	10A08251-005	GUIDE, PULLEY BRACKET, RIGHT
	1	3A08605-001	CABLE GUIDE
5	1	10A08251-004	GUIDE, PULLEY BRACKET, LEFT
	1	3A08605-001	CABLE GUIDE
6	1	10A08033-004	BRACKET, CABLE GUIDE, RETRACT
	1	3A08605-001	CABLE GUIDE
7	1	10A08205-009	SHIM, PULLEY MOUNT
	1	3A01151-010	PULLEY BRACKET
	1	MS20219-2	PULLEY
	1	AN4-10A	BOLT, 1/4-28, 0.5625 GRIP, UNDRILLED, STEEL
	1	MS21044N4	NUT, LOCKING, REGULAR HEIGHT, 1/4-28 UNF
	1	MS24665-136	COTTER PIN
8	1	10A01156-179	REINFORCEMENT, PULLEY
	1	3A01151-010	PULLEY BRACKET
	1	MS20219-2	PULLEY
	1	AN4-10A	BOLT, 1/4-28, 0.5625 GRIP, UNDRILLED, STEEL
	1	MS21044N4	NUT, LOCKING, REGULAR HEIGHT, 1/4-28 UNF
	1	MS24665-136	COTTER PIN
9	2	10A08183-007	PULLEY BRACKET GUIDE

PARTS MANUAL
10000 AMPHIBIAN FLOATS ON AT-802 AND AT-802A - FIRE BOSS CONVERSION

ITEM	QTY	PART NO.	PART DESCRIPTION
	2	3A08605-001	CABLE GUIDE
10	1	10A08410-010	PULLEY BRACKET, TALL, RIGHT
	1	10A08410-011	PULLEY BRACKET, TALL, LEFT
	1	MS20219-2	PULLEY
	1	AN4-11A	BOLT, 1/4-28, 0.6875 GRIP, UNDRILLED, STEEL
	1	MS21044N4	NUT, LOCKING, REGULAR HEIGHT, 1/4-28 UNF
	1	MS24665-136	COTTER PIN
11	1	10A08410-008	PULLEY BRACKET, MEDIUM, RIGHT
	1	10A08410-009	PULLEY BRACKET, MEDIUM, LEFT
	1	MS24566-1B	PULLEY
	1	AN3-7A	BOLT, 10-32, 0.5 GRIP, UNDRILLED STEEL
	1	MS21044N3	NUT, LOCKING, REGULAR HEIGHT, 10-32 UNF
	1	MS24665-136	COTTER PIN
12	2	10A08357-079	PULLEY BRACKET, FLOAT DECK, SHORT
	1	MS24566-1B	PULLEY
	1	AN3-7A	BOLT, 10-32, 0.5 GRIP, UNDRILLED STEEL
	1	MS21044N3	NUT, LOCKING, REGULAR HEIGHT, 10-32 UNF
	1	MS24665-136	COTTER PIN
13	1	3A01151-010	PULLEY BRACKET
	1	MS20219-2	PULLEY
	1	AN4-10A	BOLT, 1/4-28, 0.5625 GRIP, UNDRILLED, STEEL
	1	MS21044N4	NUT, LOCKING, REGULAR HEIGHT, 1/4-28 UNF
	1	MS24665-136	COTTER PIN
14	2	10A08200-008	SHIM, PULLEY MOUNT
	2	3A01151-010	PULLEY BRACKET
	2	MS20219-2	PULLEY
	2	AN4-10A	BOLT, 1/4-28, 0.5625 GRIP, UNDRILLED, STEEL
	2	MS21044N4	NUT, LOCKING, REGULAR HEIGHT, 1/4-28 UNF
	2	MS24665-136	COTTER PIN
15	1	10A08357-079	PULLEY BRACKET, FLOAT DECK, SHORT
	1	10A08200-008	SHIM, PULLEY MOUNT
	1	3A01151-010	PULLEY BRACKET
	1	MS20219-2	PULLEY
	1	AN4-10A	BOLT, 1/4-28, 0.5625 GRIP, UNDRILLED, STEEL
	1	MS21044N4	NUT, LOCKING, REGULAR HEIGHT, 1/4-28 UNF
	1	MS24665-136	COTTER PIN

WATER RUDDER




PARTS MANUAL
10000 AMPHIBIAN FLOATS ON AT-802 AND AT-802A - FIRE BOSS CONVERSION

ITEM	QTY	PART NO.	PART DESCRIPTION
1	1	8A08000-098	ASSY. - WATER RUDDER POST
2	1	8A08000-023	ASSY. - WATER RUDDER BLADE
3	1	8A08044-002	ARM - WATER RUDDER CONTROL - RT.
	1	8A08044-001	ARM - WATER RUDDER CONTROL - LT.
4	1	8A08183-006	STOP - WATER RUDDER - DOWN
5	2	3A08525-001	SPRING
6	2	3A08606-001	ROLLER
	2	3A08502-001	BUSHING - ROLLER
7	2	MS35207-283	SCREW - SPRING ATTACH
	A/R	NAS1149F0463P	WASHER
	4	NAS679A4W	NUT
8	1	3A08650-001	RUBBER BOOT
9	1	3A08605-001	CABLE GUIDE
10	1	10A08000-166	CABLE ASSEMBLY
11	1	MS20392-2C19	CLEVIS PIN
	1	NAS1149D0363J	WASHER
	1	MS24665-132	COTTER PIN
12	1	AN6C34A	BOLT
	A/R	NAS1149D0663J	WASHER
	1	MS21083N6	NUT
13	2	AN4-11A	BOLT
	A/R	NAS1149D0416J	WASHER
	2	MS21044N4	NUT
	2	AN3-13A	BOLT
	A/R	NAS1149D0363J	WASHER
	2	MS21044N3	NUT
	2	AN3-10A	BOLT
	A/R	NAS1149D0363J	WASHER
	2	MS21044N3	NUT
14	1	AN4-20A	BOLT
	A/R	NAS1149D0463J	WASHER
	1	MS21044N4	NUT
15	2	AN3C10A	BOLT
	4	NAS1149D0363J	WASHER
	2	NAS679A3W	NUT
16	4	03DU04	BEARING
17	1	10A08602-011	UP STOP - WATER RUDDER
	1	AN526-1032R16	SCREW
	1	MS21044N3	NUT
18	1	3A01437-001	CASTING - WATER RUDDER
19	4	06DU08	BEARING (TEFLON STEEL)

THIS PAGE INTENTIONALLY LEFT BLANK

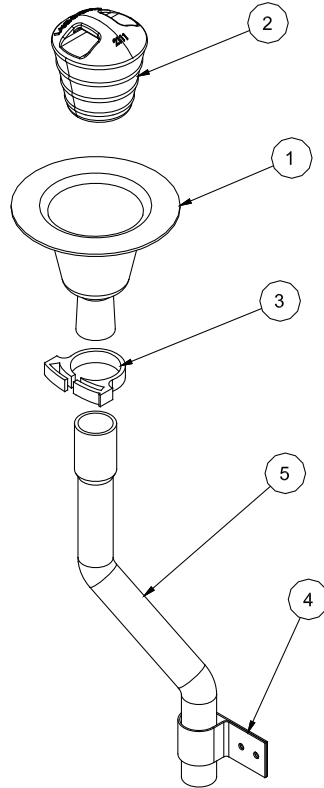
SECTION 8 PUMPER TUBE INSTALLATION



CONTENTS

PUMPER TUBE.....	154
------------------	-----

PUMPER TUBE



ITEM	QTY	PART NO.	PART DESCRIPTION
1	1	4A01749-001	PUMP OUT CUP
2	1	2111	STOPPER - PUMP OUT
3	1	57134	CLAMP, PLASTIC, WHITE, 3/4" DIAMETER ADJUSTABLE
4	1	3A01158-003	CLAMP - PUMP OUT TUBE
5	1	10A01618-088	PUMPER TUBE - 33.5"
	1	10A01618-089	PUMPER TUBE - 41"
	1	10A01618-090	PUMPER TUBE - 45"
	1	10A01618-091	PUMPER TUBE - 45.5"
	1	10A01618-092	PUMPER TUBE - 49"
	1	10A01618-093	PUMPER TUBE - 56"
	1	10A01618-094	PUMPER TUBE - 46"
	2	10A01618-095	PUMPER TUBE - 45.5"
	1	10A01618-096	PUMPER TUBE - 37.25"
	1	10A01618-097	PUMPER TUBE - 33.75"
	1	10A01618-098	PUMPER TUBE - 30"
	1	10A01618-099	PUMPER TUBE - 23.5"
	1	10A01618-100	PUMPER TUBE - 20.5"

FIRE BOSS

FLEMING FIELD
1700 HENRY AVE.
SOUTH ST. PAUL, MN 55075 U.S.A.
PHONE: (651) 209-7191 FAX: (651) 457-7858
EMAIL: INFO@FIREBOSSLIC.COM
WWW.FIREBOSSLIC.COM