



WIPLINE 2100 FLOATS

Whether your dream is to tour the majestic mountains of the Idaho back-country or dance above the tree tops on the vast northern Canadian Shield, Wipaire can outfit your Scout with the versatility you need. A set of Wipline 2100 floats provide simplicity, solid handling characteristics and performance to your aircraft, giving you the freedom to explore.

FEATURES AND BENEFITS

- Amphibious or seaplane floats available
- High bow buoyancy and a higher deadrise angle on our forward bottoms for improved handling in wind and choppy water
- Best nose and main gear on the market, proven in the field and imitated by competitors
- Non-skid coated, flat top decks for safety
- Enhanced safety with amphibious gear advisory system and gear position indicator on the float deck of amphibious floats
- Two large float hatches for gear, measuring 20 3/8" by 10 1/2" with 50 pounds carrying capacity each
- Aluminum skins and parts are laser cut and rivet holes are pre-punched so that replacement parts fit perfectly

Wipaire also offers skis, modifications, interiors, avionics and maintenance to help you get the most out of your investment. Purchase your floats and modifications from the only float company with over 55 continuous years of production and be assured we'll be there when you need support.

SPECIFICATIONS FOR WIPLINE 2100 FLOATS

WEIGHT

Amphibian System Total Weight	438 lbs (199 kg)
Amphibian Exchange Weight	292 lbs (178 kg) ¹
Seaplane System Total Weight	293 lbs (133 kg)
Seaplane Exchange Weight	142 lbs (110 kg) ¹
Aircraft Gross Weight	2,150 lbs (975 kg)

FLOAT DIMENSIONS

Length – Seaplane	17'7" (5.36 m)
Length – Amphibian	17'11" (5.46 m)
Height – Hull	1'11" (0.58 m)
Width – Hull	2'5" (0.74 m)
Float Locker Capacity (each)	50 lbs (22.7 kg)

DISPLACEMENT IN FRESH WATER

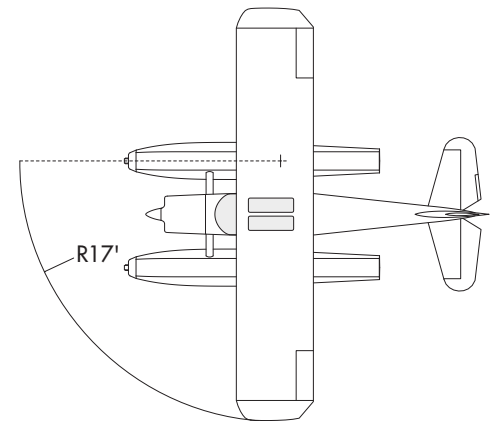
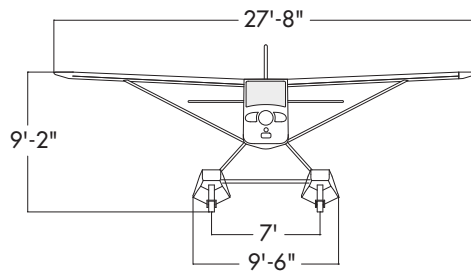
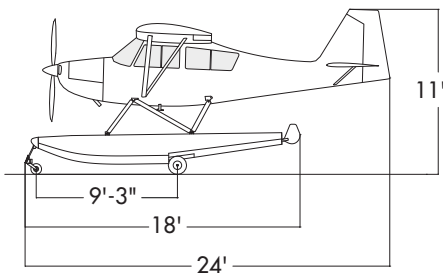
Amphibious Floats	2,185 lbs (991 kg)
Seaplane Floats	2,323 lbs (1,054 kg)

MAXIMUM FLOTATION

Amphibious Floats	2,428 lbs (1,101 kg) ²
Seaplane Floats	2,581 lbs (1,171 kg) ²

1) Exchange weight is equal to the float installation weight minus aircraft landing gear weight.

2) Per FAR 23.751 with 80% reserve buoyancy (2 floats)



SKIS FOR THE AMERICAN CHAMPION SCOUT

WIPLINE AIRGLIDE C3000A SKIS

Increase your Scout's versatility with C2200 skis. Our hydraulically retractable skis offer peak performance on either snow or the runway. Compromised penetration skis result in extra drag from a wheel during a snow landing or take-off and potential damage to the ski on dry ground. Now you don't have to sacrifice performance for convenience!

- Operate as either a full ski or a wheel at your discretion
- Ski is supported by the tire during ski landing for extra stability, shock absorption and support
- Aluminum parts are anodized or epoxy primed ensuring corrosion resistance.
- High density polyethylene bottom skins deliver high performance in slush and prevent freeze down
- Ski hydraulic system is compatible with Wipline floats making the seasonal switch from floats to skis easier
- CT3000 tail ski also available

C3000A SKI SPECIFICATIONS

Dimensions	82½" x 19¾" (2 m x .5 m)
Weight	117 lbs* (53 kg)

*Weight is for both skis. The Electro-Hydraulic Power Pack adds an additional 17 lbs.



FEATURED CUSTOMER

Ted Krahenbuhl is a Wipaire customer who flies an American Champion Scout 8GCBC with either Wipline 2100 amphibious floats, Wipline AirGlide C3000A skis or 31" Alaskan Bushwheel tires.

"Flying to St. Paul from the west coast, with 27 hours on the airframe, and arriving at Wipaire, was like finding the "Emerald City." Wipaire had everything needed for turning the Scout into a beloved Swiss Army Knife of the skies. Wipaire is a full service shop, training and manufacturing operation.

The bushplane I dreamed about is now a reality. Being lucky enough to find experienced and reliable companies to support me in the beginning made it possible. The freedom of operating in areas with no airport is outstanding! Landing in fresh snow, playing in a mountain lake during the hot summer and then, at the end of the day, pushing my little bird into a safe hangar, it's a great feeling."

- Ted Krahenbuhl



WIPAIRE SERVICES

Minimize down time on your aircraft by coordinating services at either Wipaire's South St. Paul, MN headquarters or our service center in Leesburg, FL.



MAINTENANCE

- Oil changes, borescope inspections, annuals, pre-buy inspections and more
- Restoration & upgrade services
- Float and landing gear inspections & repairs

AVIONICS

- Installation & repair services including bench work
- We specialize in Garmin upgrades
- Perform IFR certification



INTERIORS & PAINT

- Interior repairs to complete renovations
- Custom design service
- Meticulous attention to detail
- Finlet and float paint matching available



AIRCRAFT SALES & ACQUISITIONS

- Experienced & market savvy staff
- Customized marketing strategy
- Pre-buy inspections
- No hassle document preparation & filing



South St. Paul, MN - 651.451.1205

FAA CRS #RJWR390K - EASA 145.6194

Leesburg, FL - 352.323.4809

FAA CRS #RJWD390K

www.wipaire.com