



WIPLINE FLOATS • SKIS • MODIFICATIONS • AIRCRAFT SALES
AVIONICS • INTERIOR • MAINTENANCE • PAINT REFINISHING

SERVICE LETTER 232

DHC-6 Executive Interior Internal Seat Components Replacement

Aircraft Makes/Model(s):	Float Model(s):	Compliance: Optional	By: MAS
DeHavilland DHC-6-200, DHC-6-300, & DHC-6-400	13000A, 13000S, & Landplane	Part Number: 1011888	Approved: DRH
		Date: 5/12/2023	Revision: D

LOG OF REVISIONS

Revision	Description	Date
A	Initial release	5/18/2021
B	Added items 14-31 and added Figures 5, 6, 7, 8, and 9. Updated bare aluminum note for kit.	5/31/2022
C	Updated title, expanded and rearranged parts list. Updated all figures.	5/4/2023
D	Changed Gas Spring UL32-040SP1 to UL32-010SP1 in BOM list.	5/12/2023

FAA approval has been obtained for technical data in this publication that affects STC or TSO design compliance.

EFFECTIVITY:

This service letter applies to Viking Air Limited (DeHavilland) DHC-6-200, DHC-6-300, and DHC-6-400 aircraft modified with Wipaire's Executive Interior STC SA02808CH.

COMPLIANCE:

Optional compliance

BACKGROUND:

Wipaire document 1005649 provides Instructions for Continued Airworthiness for the Executive Interior; Collins Aerospace manuals M3005 and M3113 provide for installation, operation, and maintenance of the seat assemblies. However, these instructions do not address internal seat components. Wipaire's intention is for recline and swivel mechanisms components to be replaced on condition. This service letter provides for identification of parts that may require replacement due to normal use and will be revised as issues are identified. Please contact Wipaire's Customer Service department for additional assistance.

COMPLIANCE METHOD:

Order and install replacement parts as needed.

APPROXIMATE SHOP HOURS:

Not applicable

WARRANTY INFORMATION:

This service letter does not include warranty for labor and parts.

TECHNICAL DATA:

Copies of this service letter are available at www.wipaire.com.

1700 Henry Ave - Fleming Field (KSGS), South St. Paul, MN 55075

Phone: 651.451.1205 | Fax: 651.457.7858

www.wipaire.com

1005941 (303791-4) and 1005942 (303791-3) Reclining Seat with Swivel:

ORDER PARTS INDIVIDUALLY AS NEEDED

ITEM	QTY	PART NUMBER	DESCRIPTION
1	1	40201-1	ASSEMBLY, RECLINE CABLE AND BUTTON
-*	1	MC-1385	BUTTON ASSEMBLY (INCLUDES: RECLINE BUTTON, TRIM RING, SPRING, CIRCLIP)
2	1	402010-3	ASSEMBLY, RECLINE CABLE AND ARM
3	1	ES064B480KM195	ASSEMBLY, SWIVEL CABLE
4	1	ES064B105	ASSEMBLY, TENSION CABLE
5	1	197-0716-9915	TENSION SPRING
6	4	332207-1	PULLEY
7	1	UL32-010SP1	GAS SPRING
8	1	432005-26 432005-25	ARM, NYLON, LH CONTROLS ARM, NYLON, RH CONTROLS
9	1	432005-9	JOINT CLAMP, NYLON
10	1	335145-1	GUIDE, NYLON
11	1	302410-25	ASSEMBLY, BRAKE PAD
12	1	402007-9	BRAKE ASSEMBLY
13*	1	435036-15	ESCUTCHEON
14*	1	435014-5	KNOB
15	1	MS18063-7	SWIVEL LEVER KNOB HARDWARE (NOT SHOWN)
16	1	MS24693-29	SWIVEL LEVER ASSEMBLY HARDWARE (NOT SHOWN)
17	1	412005-9	SEAT PAN BOTTOM (NOT PICTURED)
18*	1	434136-3	SHOULDER HARNESS ESCUTCHEON (FAIRLEAD)
19	1	434137-1	SHOULDER HARNESS ESCUTCHEON HARDWARE
20	1	98550A475	SHOULD HARNESS GUIDE CLIP
21	1	434033-1 434033-2	HEAD REST GUIDE (OFFSET, FOR 1005941) HEAD REST GUIDE (OFFSET, FOR 1005942)
22	1	434033-3	HEAD REST GUIDE (SYMMETRIC)
23	1	331176-5	STUD BLOCK
24	1	AN316-6R	JAM NUT
25	1	40076-10	KNURLED NUT
26	1	331138-3	RETAINER
27	1	331281-28W	STUD
28	1	261006-1	OTB SEAT FOOT (SOCKET)
29	1	263001-3	OTB SEAT FOOT LOCK
30	1	364312-1	PLASTIC SHOULDER HARNESS GUIDE
31	2	465003-1	ARM REST COVER (LH AND RH)
32	1	462002-3	PLASTIC COVER ASSEMBLY (INCLUDES LH, RH, AND REAR)
33	1	462010-17	SHROUD, ARMREST, LH
34	1	462010-18	SHROUD, ARMREST, RH

ORDER PARTS INDIVIDUALLY AS NEEDED			
ITEM	QTY	PART NUMBER	DESCRIPTION
35	1	407003-9	3-POINT BELT, BLACK (UTC AEROSPACE, NOT SHOWN)
		TPB450893-DI-010	3-POINT BELT, BLACK (AIRCRAFT BELTS INC., NOT SHOWN)
		TPB450893-DI-XXX	3-POINT BELT, VARIOUS COLORS (AIRCRAFT BELTS INC., NOT SHOWN)
36	1	TRB-07-010	BELT EXTENDER, 7", BLACK (NOT SHOWN)
		TRB-13-010	BELT EXTENDER, 13", BLACK (NOT SHOWN)
		TRB-19-010	BELT EXTENDER, 19", BLACK (NOT SHOWN)

* Bare aluminum




Figure 1 - Recline and Swivel Mechanism




Figure 2 - Lever Brake



Figure 3 - Brake




Figure 4 - Escutcheon, Knob, and Recline Button
(FRONT VIEW)




Figure 5 - Head Rest Guide, Shoulder Harness Escutcheon, Shoulder Harness Guide Clip




Figure 6 - Seat Foot Assembly




Figure 7 - Seat Foot and Lock




Figure 8 - Covers and Shoulder Harness Guide

Aircraft Closing & Return to Service

1. Upon completion of inspection, enter information in Aircraft Logbook for completion of Wipaire Service Letter 232.