



WIPLINE FLOATS • SKIS • MODIFICATIONS • AIRCRAFT SALES
AVIONICS • INTERIOR • MAINTENANCE • PAINT REFINISHING

SERVICE LETTER 236

Cessna 208 & 208B Executive Interior Internal Seat Components Replacement

Aircraft Makes/Model(s):	Float Model(s):	Compliance: Optional	By: MAS
Textron Aviation 208 & 208B	8000A, 8000S, 8750A, 8750S, & Landplane	Part Number: 1011942	Approved: DRH
		Date: 3/28/2023	Revision: C

LOG OF REVISIONS

Revision	Description	Date
A	Initial release	8/3/2021
B	Expanded parts table. Changed finish note. Updated Figure 1-4. Added Figures 5-11.	1/10/2023
C	Added items 36 and 37 to BOM list. Removed alternate part number from item 6. Corrected part numbers for items 15 and 20. Updated images for Figures 1 and 3.	3/28/2023

FAA approval has been obtained for technical data in this publication that affects STC or TSO design compliance.

EFFECTIVITY:

This service letter applies to Textron Aviation 208 & 208B aircraft modified with a Wipaire's Executive Interior STC SA01397NY.

COMPLIANCE:

Optional compliance

BACKGROUND:

Wipaire document 1008402 provides Instructions for Continued Airworthiness for the Executive Interior; Collins Aerospace manual M3003 provides for installation, operation, and maintenance of the seat assemblies. However, these instructions do not address internal seat components. Wipaire's intention is for recline and swivel mechanism components to be replaced on condition. This service letter provides for identification of parts that may require replacement due to normal use and will be revised as issues are identified. Please contact Wipaire's Customer Service department for additional assistance.

COMPLIANCE METHOD:

Order and install replacement parts as needed.

APPROXIMATE SHOP HOURS:

Not applicable

WARRANTY INFORMATION:

This service letter does not include warranty for labor and parts.

TECHNICAL DATA:

Copies of this service letter are available at www.wipaire.com.

1700 Henry Ave - Fleming Field (KSGS), South St. Paul, MN 55075

Phone: 651.451.1205 | Fax: 651.457.7858

www.wipaire.com



1008262 (303660-19) and 1008263 (303660-20) Reclining Seat with Swivel:

Order Parts Individually As Needed

ITEM	QTY	PART NUMBER	DESCRIPTION
1	1	ES149G3160NAB296	Assembly, Recline Cable and Button
-*	1	MC-1385	Button Assembly (Includes: Recline Button, Trim Ring, Spring, Circlip)
2	1	ES064B165PL135	Assembly, Recline Cable and Arm
3	1	302113-23	Assembly, Swivel Cable
4	1	ES064B060	Assembly, Tension Cable
5	4	332207-1	Pulley
6	1	UL32-010SP1	Gas Spring
7	1	432005-25 432005-26	Arm, Nylon, RH Controls Arm, Nylon, LH Controls
8	1	432005-9	Joint Clamp, Nylon
9	1	335145-1	Guide, Nylon
10	1	302388-7	Assembly, Brake Pad
11*	1	455002-1 455002-2	Escutcheon, LH Escutcheon, RH
12*	1	435014-1	Knob
13	1	402066-33	Seat Web
14	1	364312-1	Guide, Shoulder Harness, Plastic
15	1	407003-9 TPB450893-DI-010 TPB450893-DI-XXX	3-Point Belt, Black (UTC Aerospace, Not Shown) 3-Point Belt, Black (Aircraft Belts Inc., Not Shown) 3-Point Belt, Various Colors (Aircraft Belts Inc., Not Shown)
16	1	434033-1 434033-2	Socket (Offset, for 1008262) Socket (Offset, for 1008263)
17	1	434033-3	Socket (Symmetric)
18	1	98550A475	Insert, Nylon
19*	1	434136-3	Shoulder Harness, Escutcheon (Fairlead)
20	1	331138-3	Retainer, Seat Lug
21	1	40076-10	Knurled Nut
22	1	AN316-6R	Jam Nut
23	1	331281-36	Stud
24	1	A52001-15	Latch, Actron
25	1	311357-23	Panel
26	1	311228-41	Cover
27	1	311229-1	Angle
28	1	361302-14	Cover
29	1	331095-13	Button
30	1	331095-33	Slide

Order Parts Individually As Needed

ITEM	QTY	PART NUMBER	DESCRIPTION
31	1	BSPQ-04-05	Rivet
32	1	462010-17	Shroud, Armrest, LH
33	1	462010-18	Shroud, Armrest, RH
34	1	462001-19	Cover, LH
35	1	462001-20	Cover, RH
36	1	197-0716-9915	Spring
37	1	302366-11	Brake Disc

* Bare aluminum




Figure 1 - Recline and Swivel Mechanism




Figure 2 - Lever Brake




Figure 3 - Brake




Figure 4 - Escutcheon, Knob, Recline Button




Figure 5 - Seat Web and Belt Guide




Figure 6 - Headrest Sockets and Belt Fairlead




Figure 7 - Foot Parts




Figure 8 - Latch and Panel




Figure 9 - Cover and Angle




Figure 10 - Cover, Button, Slide, Rivet




Figure 11 - Armrest Shroud and Cover

Aircraft Closing & Return to Service

1. Upon completion of inspection, enter information in Aircraft Logbook for completion of Wipaire Service Letter 236.